



KEMENTERIAN
KELAUTAN DAN
PERIKANAN



SOLUTIF #2024
KKP BEYOND



2023

LAPORAN STATISTIK TIME SERIES 5 TAHUNAN

*Statistic Report of Prigi Fishing
Part 2023*



KATA PENGANTAR

Introduction

Buku Laporan Tahunan Statistik Pelabuhan Perikanan Nusantara Prigi (PPN Prigi) Tahun 2023 ini disajikan berdasarkan pencatatan dan pengumpulan data yang dilakukan oleh para petugas di lingkungan PPN Prigi. Laporan ini dimaksudkan untuk memenuhi kebutuhan data di Direktorat Jenderal Perikanan Tangkap dan instansi terkait lainnya baik di pusat maupun di daerah. serta dalam rangka perencanaan dan evaluasi program kerja Pelabuhan Perikanan Nusantara Prigi.

Kami menyadari bahwa dalam pelaksanaan pengumpulan, pengolahan, tabulasi, penyajian dan penerbitan buku ini masih banyak kekurangan. Maka dari itu kritik dan saran yang bersifat membangun sangat kami harapkan sehingga penerbitan selanjutnya dapat lebih sempurna.

Akhirnya kami mengucapkan terima kasih kepada semua pihak, sehingga dapat diterbitkan dan dipublikasikannya Buku Laporan Tahunan Statistik Pelabuhan Perikanan Nusantara Prigi Tahun 2023. Semoga buku ini dapat bermanfaat bagi yang memerlukan.

The Annual Statistic Report of Prigi Fishing Port 2023 is presented based on inspection and collection data activities by Prigi Fishing Port 's officer. This report intended to fulfill the statistical data needed by central and local government agencies. Beside that it is also needed for planning and evaluation program in effort to development and improvement of Prigi Fishing Port in the future.

We realize for the implementation of the collection. processing, tabulation, presentation and publication of this book still have many shortcomings. Therefor we expect for constructive criticism and suggestions so that subsequent publication more perfect than before.

Finally, we would like to thanks to all parties until The Annual Statistic Report book of Prigi Fishing Port 2023 can be published. We hope this report book can be useful for those who need.



Ir. Ririn Sugihariyati
Kepala Pelabuhan



Trenggalek, 15 Januari 2024
Kepala Pelabuhan Perikanan Nusantara Prigi

Ir. Ririn Sugihariyati

Daftar Isi / Contents

Page

KATA PENGANTAR / Introduction	_____	ii
DAFTAR ISI / Contents	_____	iii
I. PENJELASAN UMUM/ General Explanation	_____	1
II. SIMBOL STATISTIK / Statistical Symbols	_____	4
III. SUMBER DATA / Data Source	_____	4
IV. KLASIFIKASI ALAT PENANGKAP IKAN / Classification of Marine Fishing Gear	_____	5
V. NAMA IKAN / Name of Fish	_____	6
VI. RINGKASAN / Summary 2019 – 2023	_____	8
LAMPIRAN I ARMADA KAPAL PERIKANAN/ Fishing Vessel	_____	24
LAMPIRAN II PRODUKSI IKAN/ Fish Production	_____	38
LAMPIRAN III PERBEKALAN KAPAL/ Logistic of Fishing Boat	_____	75
LAMPIRAN IV DISTRIBUSI IKAN/ Fish Distribution	_____	82
LAMPIRAN V GAMBAR JENIS IKAN/ Picture of Fishes	_____	85

Hal /



0811-3608-113 (WA)



@ppn_prigi



@ppnprigi



PPN Prigi

iii

Daftar Tabel / *Table List*

1. ARMADA KAPAL PERIKANAN

Tabel 1.	Jumlah Armada Penangkapan Menurut Ukuran Kapal di PPN Prigi Tahun 2019-2023	25
Tabel 2.	Jumlah Kapal Menurut Alat Tangkap di PPN Prigi Tahun 2019-2023	26
Tabel 3	Jumlah Penyerapan Tenaga Kerja di PPN Prigi Tahun 2019-2023	27
Tabel 4	Jumlah Trip Penangkapan Ikan Menurut Alat Tangkap di PPN Prigi Tahun 2019-2023	28
Tabel 5	Jumlah Trip Penangkapan Ikan Menurut Ukuran Kapal Per Bulan di PPN Prigi Tahun 2019-2023	34

2. PRODUKSI PERIKANAN

Tabel 6	Produksi dan Nilai Produksi Ikan di PPN Prigi Selama Tahun 2019-2023	41
Tabel 7	Produksi dan Nilai Produksi Ikan Per Bulan di PPN Prigi Tahun 2019-2023	42
Tabel 8	Produksi dan Nilai Produksi Per Bulan di PPN Prigi Tahun 2019-2023	43
Tabel 9	Produksi dan Nilai Produksi per Jenis Ikan di PPN Prigi Tahun 2019-2023	48
Tabel 10	Produksi Ikan Per Bulan dan per Jenis Ikan di PPN Prigi Tahun 2023.....	58
Tabel 11	Produksi Ikan per Alat Tangkap di PPN Prigi Tahun 2019-2023	68

1. FISHING VESSELS

Table 1.	Number Of Fishing Vessel By Boat Size in Prigi Fishing Port. 2019-2023	25
Table 2.	Number Of Fishing Vessel By Fishing Gear in Prigi Fishing Port. 2019-2023	26
Table 3	Number Of Labour in Prigi Fishing Port Tahun 2019-2023	27
Table 4	Number of Fishing Vessel Trips by Size in Prigi Fishing Port 2019-2023	28
Table 5	Number of Fishing Vessel By Size in Prigi Fishing Port 2019-2023	34

2. FISH PRODUCTION

Table 6	Fish Production and The Value in Prigi Fishing Port 2019-2023	41
Table 7	Fish Production and The Value Per Month in Prigi Fishing Port. 2019-2023	42
Table 8	Fish Production and Value Per Month in Prigi Fishing Port 2019-2023	43
Table 9	Fish Production and the Value by species in Prigi Fishing Port 2019-2023	48
Table 10	Fish Production by Month and Species in Prigi Fishing Port 2023.....	58
Table 11	Fish Production by Fishing Gear Type in Prigi Fishing Port 2019-2023	68



Daftar Tabel / Table List

Tabel 12.	Produksi Ikan per Bulan dan per Alat Tangkap di PPN Prigi Tahun 2019-2023	69
Tabel 13.	Produksi per Jenis Ikan dan per Alat Tangkap di PPN Prigi Tahun 2019-2023.....	74

3. PERBEKALAN KAPAL PERIKANAN

Tabel 14	Jumlah Perbekalan Kapal di PPN Prigi Tahun 2019-2023	78
Tabel 15	Jumlah Perbekalan Kapal PPN Prigi per bulan Tahun 2019-2023	79

4. DISTRIBUSI IKAN SEGAR DAN OLAHAN

Tabel 16	Produksi Ikan Yang Diolah Per Bulan menurut Jenis Pengolahan di PPN Prigi Tahun 2019-2023 85	
Tabel 17	Distribusi Produksi Ikan Olahan Per Bulan dari PPN Prigi Tahun 2019-2023.....	91
Tabel 18	Distribusi Produksi Ikan Segar Per Bulan dari PPN Prigi Tahun 2019-2023	96
Tabel 19	Volume Ikan dari Luar Pelabuhan Perikanan Nusantra Prigi Tahun 2023.....	101

Table 12.	<i>Fish Production per Month and Fishing Gear Type in Prigi Fishing Port, 2019-2023</i>	<i>69</i>
Table 13.	<i>Fish Production per Fishing Gear Type in Prigi Fishing Port, 2019-2023</i>	<i>74</i>

2. LOGISTIC OF FISHING VESSEL

Table 14	<i>Number of Fishing Boats Logistic in Prigi Fishing Port, 2019-2023.....</i>	<i>78</i>
Table 15	<i>Number of Fishing Boats Logistic per Month in Prigi Fishing Port, 2019-2023.....</i>	<i>79</i>

3. FRESH AND PROCESSED FISH DISTRIBUTION

Table 16	<i>Fish Production which Processed per Month Based on Processing Methods in Prigi Fishing Port, 2019-2023.85</i>	
Table 17	<i>Processed - Fish Production Distribution per Month from Prigi Fishing Port, 2019-2023</i>	<i>91</i>
Table 18	<i>Fresh- Fish Production Distribution per Month in Prigi Fishing Port, 2019-2023</i>	<i>96</i>
Table 19	<i>Fish Production From Outside Prigi Fishing Port, 2019-2023</i>	<i>101</i>



Daftar Grafik / *Graphic List*

Grafik 1.	Produksi Ikan Tahun 2019-2023.....	10	<i>Graphic 1.</i>	<i>Fish Production 2019-2023.....</i>	<i>10</i>
Grafik 2.	Produksi ikan per bulan di PPN Prigi Tahun 2019-2023.....	11	<i>Graphic 2.</i>	<i>Fish Production Per Month in Prigi Fishing Port, 2018- 2023.....</i>	<i>11</i>
Grafik 3.	Musim Penangkapan Ikan Pelagis Kecil Tahun 2019-2023.....	12	<i>Graphic 3.</i>	<i>Fishing Season of Small Pelagic in Prigi Fishing Port 2019-2023.....</i>	<i>12</i>
Grafik 4.	Musim Penangkapan Ikan Pelagis Besar Tahun 2019-2023.....	13	<i>Graphic 4.</i>	<i>Fishing Season of Big Pelagic in Prigi Fishing Port, 2019-2023.....</i>	<i>13</i>
Grafik 5.	Struktur Armada Perikanan menurut GT di PPN Prigi.....	15	<i>Graphic 5.</i>	<i>Structure of Fishing vessel by GT in Prigi Fishing Port 2019-2023.....</i>	<i>15</i>
Grafik 6.	Jumlah Armada Perikanan di PPN Prigi Tahun 2019-2023.....	15	<i>Graphic 6.</i>	<i>The Number of Fishing vessel in Prigi Fishing Port, 2019-2023.....</i>	<i>15</i>
Grafik 7.	Jumlah Trip Penangkapan Ikan di PPN Prigi Tahun 2023.....	16	<i>Graphic 7.</i>	<i>The Number of Trip in Prigi Fishing Port, 2023.....</i>	<i>16</i>
Grafik 8.	Jumlah Trip Penangkapan Ikan di PPN Prigi Tahun 2019- 2023.....	16	<i>Graphic 8.</i>	<i>The Number of Trip in Prigi Fishing Port, 2019-2023.....</i>	<i>16</i>
Grafik 9.	Jumlah Alat Tangkap Tahun 2023.....	17	<i>Graphic 9.</i>	<i>The Number of Fishing Gear, 2023.....</i>	<i>17</i>
Grafik 10.	Perkembangan Jumlah Armada dan Alat Tangkap Tahun 2019-2023.....	17	<i>Graphic 10.</i>	<i>Development of Fishing Vessels and Fishing Gears, 2019-2023.....</i>	<i>17</i>



Daftar Grafik / *Graphic List*

Grafik 11.	Produksi Ikan Dominan di PPN Prigi Tahun 2023.....	18
Grafik 12.	Produksi Ikan per Alat Tangkap Tahun 20223..	19
Grafik 13.	Distribusi Ikan dari PPN Prigi Tahun 2023	20
Grafik 14.	Produksi Ikan dari Luar PPN Prigi Tahun 2023	22

<i>Graphic 11.</i>	<i>Dominant Fish Production in Prigi Fishing Port 2023</i>	<i>18</i>
<i>Graphic 12.</i>	<i>Fish Production by Fishing Gear, 2023</i>	<i>19</i>
<i>Graphic 13.</i>	<i>Fish Distribution From Prigi Fishing Port 2023.....</i>	<i>20</i>
<i>Graphic 14.</i>	<i>Fish Production From Outside by Prigi Fishing Port, 2023</i>	<i>22</i>



Daftar Gambar / *Picture List*

Gambar 1. Wilayah penangkapan WPP 573.....14

Picture 1. Fishing ground WPP 573 14



I. PENJELASAN UMUM

(General Explanation)

1. PERIKANAN

Perikanan adalah semua kegiatan yang berhubungan dengan pengelolaan dan pemanfaatan sumberdaya ikan dan lingkungannya mulai dari memproduksi, produksi, pengolahan sampai dengan pemasaran, yang dilaksanakan dalam suatu sistem bisnis perikanan.

2. PERIKANAN TANGKAP

Perikanan tangkap adalah perikanan yang basis usahanya berupa penangkapan ikan di laut maupun di perairan umum.

3. PENANGKAPAN IKAN

Penangkapan ikan adalah kegiatan untuk memperoleh ikan di perairan yang tidak dalam keadaan dibudidayakan dengan alat atau cara apapun, termasuk kegiatan yang menggunakan kapal untuk memuat, mengangkut, menyimpan, mendinginkan, menangani, mengolah dan /atau mengawetkan.

1. FISHERIES

The fisheries is all of the activities relate with management and utilization of fisheries resources that begin from produce, production, processing until to marketing (which implementation by fisheries business system).

2. CAPTURE FISHERIES

The capture of fisheries is fisheries which its business based on fishing at the sea although at the public waters.

3. FISHING

Fishing is the activities to obtain the fishes in waters with the tools or many method, including the activity that utilize the vessel to load, carry, store, freezing, handling processing and/or preserve.



4. **Perusahaan Perikanan**

Perusahaan perikanan adalah unit ekonomi berbadan hukum yang melakukan kegiatan penangkapan ikan dengan tujuan sebagian atau seluruh hasilnya untuk dijual.

5. **Rumah Tangga Buruh Perikanan Tangkap**

Rumah tangga buruh perikanan tangkap adalah rumah tangga yang salah satu atau lebih anggota rumah tangganya bekerja pada perusahaan / Rumah Tangga Perikanan Tangkap.

6. **Kapal Perikanan**

Kapal perikanan adalah kapal, perahu, atau alat apung lain yang dipergunakan untuk melakukan penangkapan ikan, mendukung operasi penangkapan ikan, pembudidayaan ikan, pengangkutan ikan, pengolahan ikan, pelatihan perikanan dan penelitian perikanan.

7. **Kapal Penangkap Ikan**

Kapal penangkap ikan adalah kapal perikanan yang secara khusus dipergunakan untuk menangkap ikan termasuk menampung, menyimpan, mendinginkan atau mengawetkan.

8. **Kapal Pengangkut Ikan**

Kapal pengangkut ikan adalah kapal perikanan yang secara khusus dipergunakan untuk mengangkut ikan termasuk memuat, menampung, menyimpan, mendinginkan atau mengawetkan.

4. **Fishing Company**

Fisheries Company is an economic legal unit doing activity of fishing to purpose of selling part or the whole production

5. **The working families of the capture fisheries**

The working families of capture fishery means one or more of the family members who works in the fishing company or fishing families of capture fishery.

6. **Fishing Vessel**

Fishing vessel is a ship. boat or other craft used for fishing operations. fish farming. fish transportation. processing. fisheries research and training.

7. **Fishing Vessel**

A Fishing vessel is fishery vessel that is specifically used to catch fish including accomodating, storing, cooling or preseruing.

8. **Carrier Vessel**

Fish transport vessel is a fishery vessel that is specifically used to transport fish including loading, accommodating, storing, cooling preseruing.



9. Nelayan

Nelayan adalah orang yang mata pencahariannya melakukan penangkapan ikan.

10. Alat penangkap ikan

Alat penangkap ikan adalah sarana perlengkapan atau benda lain yang dipergunakan untuk menangkap ikan.

11. Trip Penangkapan ikan

Trip penangkapan ikan adalah kegiatan operasi penangkapan ikan sejak unit penangkapan ikan meninggalkan pangkalan menuju daerah operasi, mencari daerah penangkapan ikan, melakukan penangkapan ikan, sampai kembali lagi ke tempat pangkalan asal atau ke tempat pendaratan lain.

12. Volume Produksi Perikanan Tangkap

Volume produksi perikanan tangkap adalah jumlah semua ikan (dapat dinyatakan dalam ekor atau berat) yang telah ditangkap dari sumber perikanan alami oleh perusahaan / rumah tangga perikanan tangkap. Produksi tidak hanya dihitung dari jumlah hasil penangkapan yang dijual, tetapi juga hasil tangkapan yang dimakan nelayan atau yang diberikan sebagai upah.

9. Fisherman

Fisherman is a person who actively works in fishing.

10. Fishing Gears

Fishing gear is gear structure. equipment or other things that used for fishing.

11. The Period of Fishing Operation

The period of fishing operation is activities of fishing operation since out of port base going to operation area for purpose to find fishing area and doing fishing until come back to port base or to port base or other port.

12. Production Volume of Capture Fisheries

Production volume of capture fisheries is the amount of whole fish (can be indicated by tails or weight) caught from natural source by fishing companies/ fishing families of capture fisheries. Production is counted not only the amount of sale but also from the catch used for theirs own food or compensation for work.





II. SIMBOL STATISTIK

Statistical Symbol

II. SIMBOL STATISTIK

Beberapa simbol statistik yang digunakan dalam buku ini:

1. Satuan Berat : Kilogram (Kg)
2. Satuan Berat : Ton (Ton) : 1 Ton = 1000 Kg
3. Satuan Volume : Liter (l)
4. Satuan Volume : Kiloliter (kl) : 1 kl= 1000 l
5. Satuan Mata uang : Rupiah (Rp.)
6. Satuan Tonase Kapal: Gross Tonnage (GT)

III. SUMBER DATA

Sumber data adalah hasil pencatatan data dari pihak Pelabuhan Perikanan Nusantara Prigi yang dalam hal ini dilakukan oleh petugas data statistik. Data yang digunakan berupa data kapal dan hasil tangkapan ikan yang didaratkan.



III. SUMBER DATA

Data Source

II. STATISTICAL SYMBOL

Some statistical symbols applied in this book:

1. *Unit of weight : Kilogram (Kg)*
2. *Unit of weight : Ton (Ton) : 1 Ton = 1000 Kg*
3. *Unit of volume : Liter (l)*
4. *Unit of volume : Kiloliter (kl) : 1 kl= 1000 l*
5. *Unit of currency : Rupiah (Rp.)*
6. *Unit Gross Tonnage of vessel: Gross Tonnage (GT)*

III. DATA SOURCE

Data source is the result of data recording from the Prigi Fishing which in this case is carried out by statistical data officer. The data used is in the form of ship data and landed fish catches.



IV. KLASIFIKASI ALAT PENANGKAP IKAN

(Classification of Marine Fishing Gear)

PERMEN KP Nomor : 18 Tahun 2021 tentang Penempatan Alat Penangkap Ikan dan Alat Bantu Penangkapan Ikan di Wilayah Pengelolaan Perikanan Negara Republik Indonesia dan Laut Lepas serta Penataan Andon Penangkapan Ikan



KELOMPOK	NAMA INDONESIA / NAMA INGGRIS		NAMA PRIGI
Jaring Lingkar / Surrounding Net			
1.1 Jaring Lingkar Bertali Kerut / <i>With purse lines – purse seine</i>			
01.1.1.1 - Pukat Cincin dengan satu kapal	PS1 - K	Pukat Cincin Pelagis Kecil 1 Kapal <i>One boat operated purse seines</i>	<i>Slerek Gardan</i>
01.1.2.1 - Pukat Cincin dengan dua kapal	PS2 - K	Pukat Cincin Pelagis Kecil 2 Kapal <i>Two boats operated purse seines</i>	<i>Slerek</i>
Pukat Tarik / Seine Net			
02.2.3 - Pukat Tarik Berkawal / <i>Boat or Vessel Seines</i>	SV - SDN SV - PYG SV - CTG	Dogol / <i>Demersal danish seine</i> Payang / <i>Pelagic danish seine</i> Cantrang / <i>Demersal danish seine</i>	- <i>Payang</i> -
Jaring Insang / Gillnet and Entangling Nets			
07.1 - Jaring Insang Tetap / <i>Anchored</i>	GNS	Jaring Insang Tetap / <i>Set gill nets</i>	<i>Jaring Jajag</i>
07.2 - Jaring Insang Hanyut / <i>Driftnets</i>	GND	Jaring Gillnet Oseanik /	<i>Jaring Anyut</i>
07.3 - Jaring Insang Lingkar / <i>Encircling Gillnet</i>	GNC	Jaring Insang Lingkar / <i>Encircling gillnet</i>	-
07.6 - Jaring Insang Berlapis / <i>Trammel Nets</i>	GTN	Jaring Klitik / <i>Shrimp entangling gillnet</i>	<i>Jaring Gondrong</i>
Pancing / Hooks and Lines			
09.1.1 - Hand Lines and Pole-Lines	LHP-PU	Pancing Ulur / <i>Hand lines</i>	<i>Pancingan</i>
09.5 - Tonda / <i>Trolling Lines</i>	LTL	Pancing Tonda / <i>Trawl lines</i>	<i>Pancing rumpon</i>



V. NAMA IKAN

(Name of The Fish)



No	Indonesia/ Local/ Prigi	Inggris/English-FAO	Latin/Scientific
	Pelagis Besar		
1	Madidihang/ <i>Balong</i>	Yellowfin Tuna – YFT	<i>Thunnus albacares</i>
2	Kenyar / <i>Tongkol Surat</i>	Striped Bonito – BIP	<i>Sarda orientalis</i>
3	Cakalang / <i>Blereng</i>	Skipjack Tuna – SKJ	<i>Katsuwonus pelamis</i>
4	Tongkol Krai / <i>Tongkol Glundung</i>	Frigate Tuna – FRI	<i>Auxis thazard</i>
5	Tongkol Como / <i>Tongkol Abon</i>	Eastern Little Tuna - KAW	<i>Euthyunus affinis</i>
6	Gulamah / <i>Awon Awon</i>	Silver Croackers - CRV	<i>Pennnahia argentata</i>
7	Tenggiri / <i>Tenggiri</i>	Narrow-barred Spanish mackerel - COM	<i>Scomberomorus commerson</i>
8	Hiu Tikus / <i>Jengkelong Lancur</i>	Thresher Sharks - PTH	<i>Alopias pelagicus</i>
9	Marlin/Setuhuk Hitam/ <i>Panjer</i>	Black Marlin - BLM	<i>Makaira indica</i>
10	Julung-julung/ <i>Panjo</i>	Halfbeaks nei - HAX	<i>Hemirhamphus spp.</i>
11	Tuna Mata besar/ <i>Balong</i>	Bigeye Tuna - BET	<i>Thunnus obesus</i>
12	Albakor/ <i>Balong</i>	Albacore - ALB	<i>Thunnus alalunga</i>
	Pelagis Kecil		
13	Layang Deles / <i>Tropong</i>	Shortfin scad - DCC	<i>Decapterus macrosoma</i>
14	Kembung / <i>Banyar</i>	Short-bodied Mackerel - RAB	<i>Rastrelliger brachysoma</i>
15	Selar Kuning / <i>Selar</i>	Yellowstrip scad - TRY	<i>Selaroides leptolepis</i>
16	Lemuru / <i>Teri</i>	Bali sardinella - SAM	<i>Sardinella lemuru</i>
17	Tembang / <i>Tanjan</i>	Deepbody sardinella - SDY	<i>Sardinella brachysoma</i>
18	Bentong / <i>Luto</i>	Oxeye scad - LRO	<i>Selar boops</i>
19	Sunglir/ <i>Dares</i>	Rainbow runner - RRO	<i>Elagatis bipinnulatus</i>
20	Tetengkek / <i>Karas</i>	Torpedo scad - HAS	<i>Megalaspis cordyla</i>
21	Tongkol Lisong / <i>Rengis</i>	Bullet Tuna - BLT	<i>Auxis rochei</i>
22	Layang Anggur/ <i>Rekak</i>	Redtail Scad - DCK	<i>Decapterus kurroides</i>





No	Indonesia/ Local Prigi	Inggris/English/FAO	Latin/Scientific
	Demersal		
23	Lemadang / <i>Tompek</i>	Common DolphinFish - DOL	<i>Coryphaena hippurus</i>
24	Kwee / <i>Blencing</i>	Giant Trevally - NXI	<i>Caranx Ignobilis</i>
25	Layur / <i>Layur</i>	Hairtails nei - LHT	<i>Trichiurus savala</i>
26	Swanggi / <i>Empok Asu</i>	Moontail bullseye - BWH	<i>Priacanthus hamrui</i>
27	Kakap Merah / <i>Kakap</i>	Snapper nei - SNA	<i>Lutjanus spp</i>
28	Alu-Alu / <i>Kucul</i>	Obtuse barracuda - YRB	<i>Sphyraena obtusata</i>
29	Pari Kembang / <i>Pe kembang</i>	Blue spotted stingray - RDK	<i>Dasyatis kuhlii</i>
30	Kurisi / <i>Krisi</i>	Doublewhip threadfin - NNF	<i>Nemipterus nematophorus</i>
31	Manyung / <i>Kleting</i>	Bronze Catfish - AUT	<i>Arius bilineatus</i>
32	Cumi-cumi / <i>Nus</i>	Common Squid nei - SQC	<i>Loligo spp</i>
33	Kerapu / <i>Kerapu</i>	Honeycomb grouper - EER	<i>Epinephelus merra</i>
34	Petek / <i>Peperék</i>	Splended Ponyfish - POY	<i>Leiognathus spp</i>
35	Slengseng / <i>Bronjong</i>	Spotted chub mackerel - MMA	<i>Scomber australasicus</i>
36	Kekek Jawa / <i>Semar</i>	Moonfish - MOO	<i>Mene maculata</i>
37	Ayam-Ayam / <i>Pogot</i>	Ocean Triggerfish - CNT	<i>Canthidermis maculata</i>
	Lain-Lain		
38	Ubur-ubur / <i>Uwur-Uwur</i>	Jellyfishes - JEL	<i>Rhopilema spp</i>





VI. RINGKASAN

Summary
2019 - 2023



0811-3608-113 (WA)



@ppn_prigi



@ppnprigi



PPN Prigi



A. LETAK GEOGRAFIS

GEOGRAPHICAL LOCATION

Pelabuhan Perikanan Nusantara Prigi (PPN Prigi) dengan luas tanah 14.58 Ha dan luas kolam labuh 16 Ha yang terletak pada posisi koordinat 111°43'58" BT dan 08°17'22" LS tepatnya di Desa Tasikmadu Kecamatan Watulimo Kabupaten Trenggalek Provinsi Jawa Timur. Jarak ke ibukota provinsi (Surabaya) adalah + 200 km dan jarak ke kota kabupaten (Trenggalek) adalah + 47 km.

Prigi Fishing Port (PPN Prigi) has 14.58 Ha ground area and 16 Ha jetty area. Coordinate position is 111°43'58" east longitude and 08°17'22" south latitude exactly in Tasikmadu village. Watulimo district. Trenggalek. East Java. It's about ± 200 km from Surabaya and ± 47 km from Trenggalek.



PERKEMBANGAN VOLUME DAN NILAI PRODUKSI IKAN

B. PRODUKSI IKAN

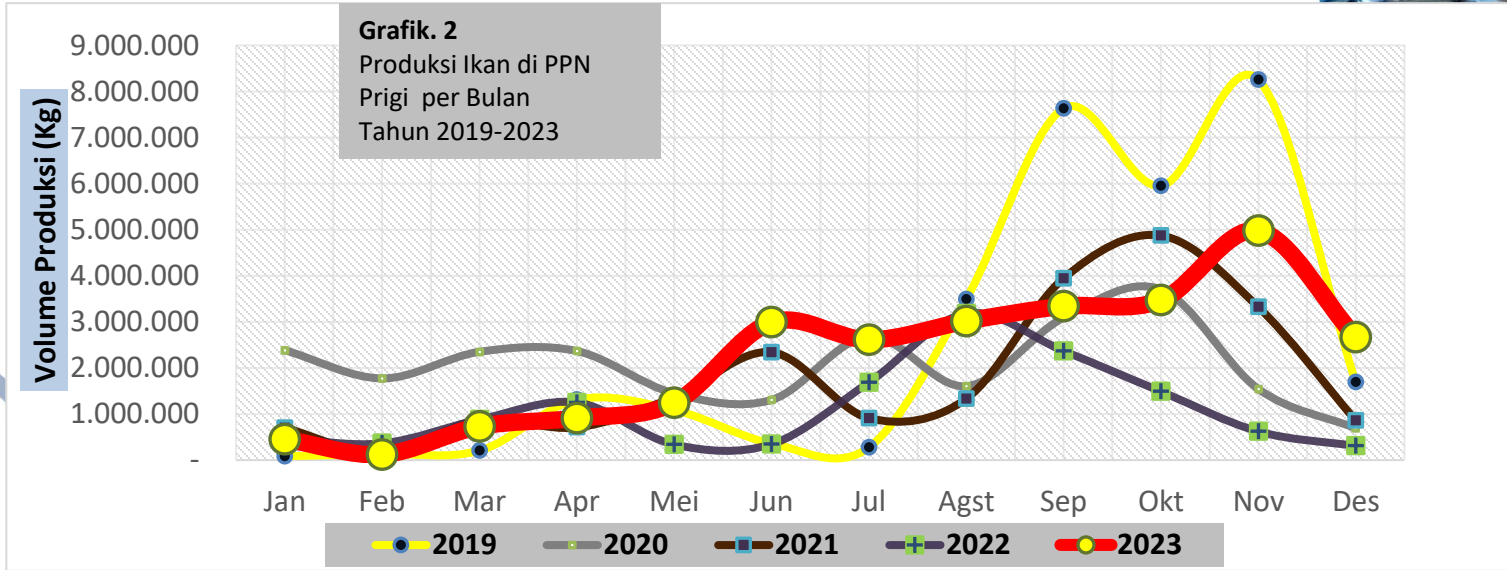


Grafik. 1
Produksi Ikan di PPN
Prigi 2019-2023

Pada tahun 2022 volume produksi perikanan yang didaratkan di PPN Prigi sebesar 13.322.160 Kg dengan nilai produksi Rp. 143.862.355.700.-. Sedangkan tahun 2023 sebesar 26.525.134 Kg dengan nilai produksi Rp. 232.660.008.100.- sehingga mengalami peningkatan volume dan nilai produksi masing-masing sebesar 13.202.974 Kg dan Rp. 88.797.652.400. Hal ini didukung oleh beberapa faktor, yaitu musim penangkapan ikan cukup panjang yang terjadi hampir sepanjang tahun, penggunaan alat bantu penangkapan ikan berupa fish finder oleh sebagian kapal penangkapan ikan yang menyebabkan terjadinya peningkatan produktivitas kapal, peningkatan produksi ikan dominan yang signifikan, yaitu Lemuru (*Sardinella lemuru*) sebesar 8.434,14 ton dan Layang Deles (*Decapterus macrosoma*) sebanyak 5.347,85 ton.

*In 2022, the volume of fishery production landed at PPN Prigi amounted to 13,322,160 Kg with a production value of IDR. 143,862,355,700.-. Meanwhile, in 2023 it amounted to 26,525,134 Kg with a production value of IDR. 232,660,008,100.- resulting in an increase in volume and production of 13,202,974 Kg and Rp. 88,797,652,400. This is supported by several factors, namely the long fishing season that lasts almost throughout the year, the use of fishing change tools in the form of fishing finders by some fishing vessels, which causes an increase in vessel productivity, a significant increase in the dominant fish production, namely Bali Sardinella (*Sardinella lemuru*) by 8.434,14 tons, and Shortfin Scad (*Decapterus macrosoma*) by 5.347,85 tons.*

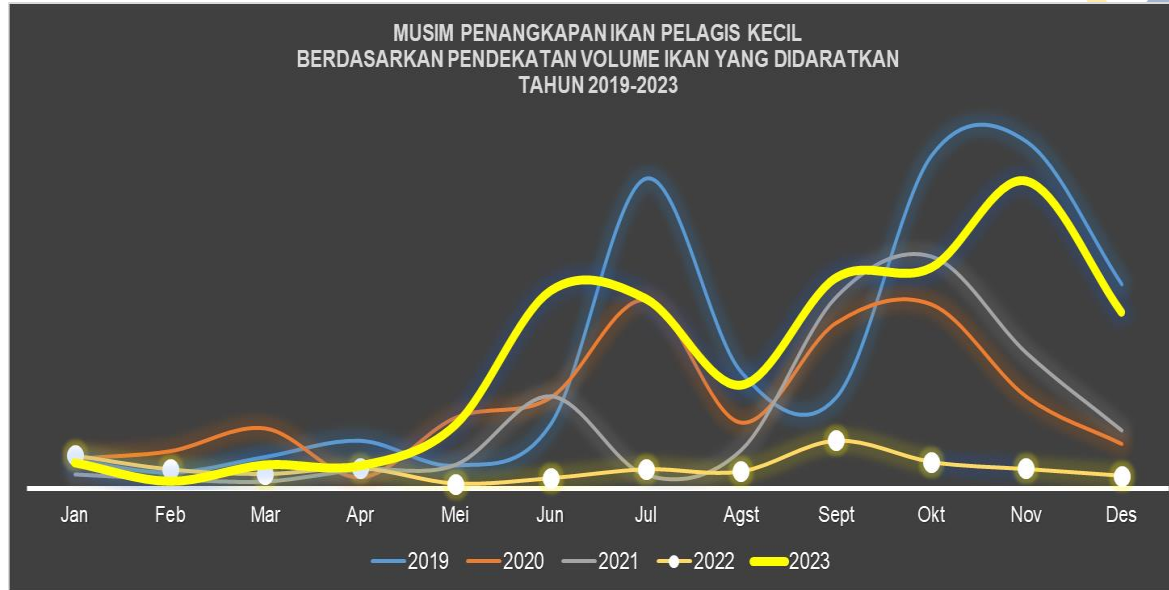
C. MUSIM PENANGKAPAN IKAN



Pada tahun 2023, penangkapan ikan berlangsung sepanjang tahun dimana pada Musim Timur terjadi pada bulan Februari hingga Mei dengan puncak musim di bulan Juni. Sedangkan Musim Barat terjadi pada bulan Juli hingga November dengan puncak musim pada bulan November.

In 2023, fishing will take place throughout the year where the East Season occurs from February to June with the peak season in May. Meanwhile the West Season occurs from July to November with the peak season in November.

C1. MUSIM PENANGKAPAN IKAN PELAGIS KECIL



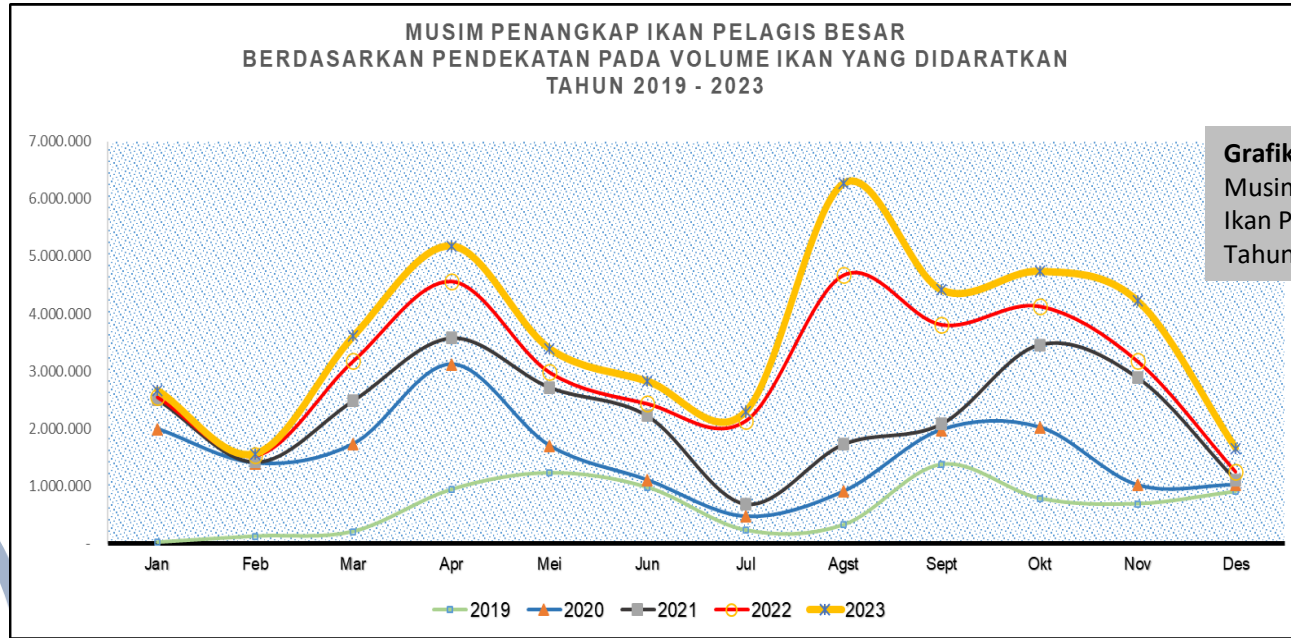
Grafik. 3
Musim Penangkapan Ikan Pelagis Kecil Tahun 2019-2023



Pola tangkap ikan pelagis kecil pada tahun 2023 mengalami perubahan dibandingkan di tahun-tahun sebelumnya. Dimana pada musim timur puncak penangkapan terjadi bulan Juni sedangkan puncak musim barat bulan November, dengan volume ikan pelagis kecil yang didarat meningkat signifikan. Namun, perlu dilakukan kajian lebih lanjut untuk menentukan pola musim dengan metode yang berbeda.

The catch pattern for small pelagic fish in 2023 has change compared to previous years. Where in the eastern season the peak catch occurs in June while the peak in the western season is in November. with the volume of small pelagic fish landed increasing significantly. However, further studies need to be conducted to determine seasonal patterns using different methods.

C2. MUSIM PENANGKAPAN IKAN PELAGIS BESAR



Grafik. 4
Musim Penangkapan
Ikan Pelagis Besar
Tahun 2019-2023

Sedangkan musim penangkapan ikan pelagis besar di tahun 2023 berpola hampir sama dengan pola penangkapan tahun-tahun sebelumnya, dimana Puncak Musim Timur terjadi bulan Juni sedangkan puncak Musim Barat pada bulan Oktober. Namun terdapat anomali hasil tangkapan di bulan Agustus.

Meanwhile the large pelagic fishing season in 2023 is patterned almost the same the as fishing patterns in previous years. where the peak of the East Season occurs in June while the peak of the West Season is in October. However, there is an amomaly of catch in August.



D. DAERAH PENANGKAPAN IKAN



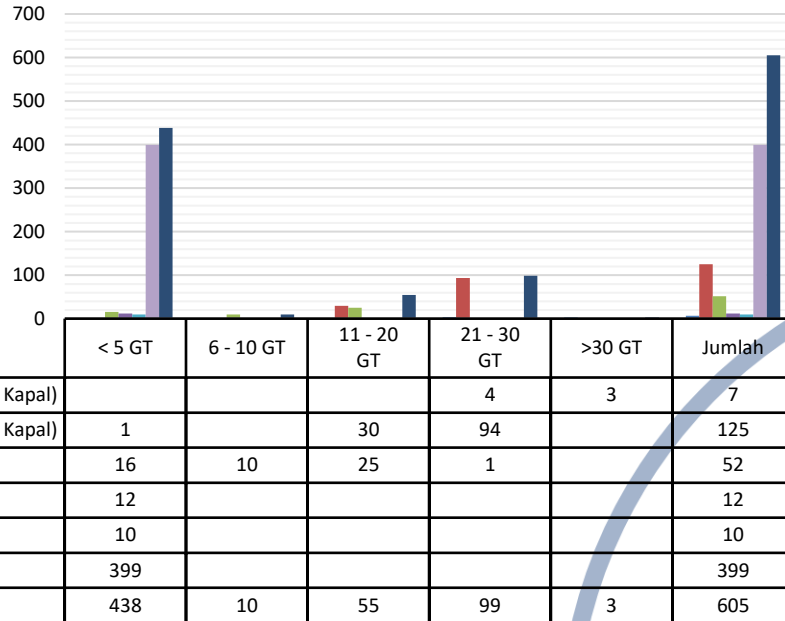
Gambar. 1
Wilayah Penangkapan
WPP 573 (Samudera Hindia)

Daerah penangkapan ikan bagi para nelayan di PPN Prigi adalah Samudera Hindia WPP 573. Dengan luasnya jangkauan daerah penangkapan ini diharapkan potensi hasil tangkapan semakin besar, baik jumlah maupun ragam jenis ikannya. Selain itu, perlu dukungan teknologi navigasi dan nautis yang memadai.

The fishing area for fishermen in PPN Prigi is the Indian Ocean WPP 573. With the wider reach of this fishing area, it is expected that the potential for catches will be greater, in terms of both the number and variety of fish types. Apart from that, it needs adequate navigation and nautical technology support

E. ARMADA KAPAL PERIKANAN

STRUKTUR ARMADA KAPAL PERIKANAN TAHUN 2023



The number of fisheries fleet in 2023 is 605 units, consisting of vessels < 5 GT: 438 units (72.40%). 6-10 GT: 10 units (1.65%). 11-20 GT: 55 units (9.09%). 21-30 GT: 99 Units (16.36%) and >30 GT: 3 Units (0.50%). Meanwhile, in 2022 there were 698 units, meaning there was a decrease of 93 units. The decline in the ship fleet is due to the displacement of the base port closes to the fishing area

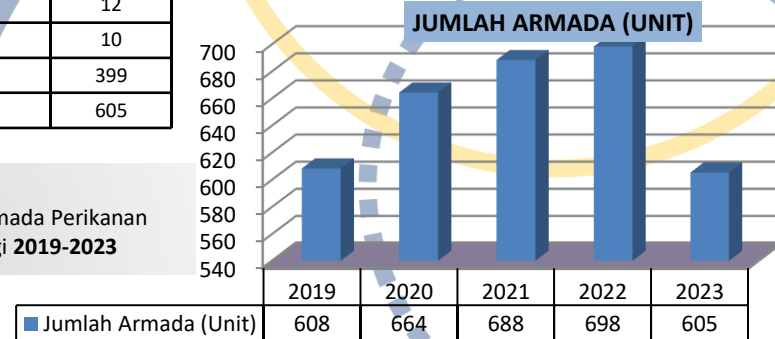
Grafik. 5

Struktur Armada Perikanan Menurut GT Di PPN Prigi Tahun 2023

Jumlah Armada perikanan tahun 2023 adalah 605 unit, yang terdiri dari kapal yang berukuran < 5 GT : 438 unit (72.40%), 6-10 GT : 10 unit (1.65%), 11-20 GT : 55 unit (9.09%), 21-30 GT : 99 Unit (16.36%) dan >30 GT : 3 Unit (0.50%). Sedangkan pada tahun 2022 sebanyak 698 unit, berarti mengalami penurunan 93 unit. Penurunan armada kapal disebabkan oleh adanya perpindahan pelabuhan pangkalan mendekati daerah penangkapan ikan.

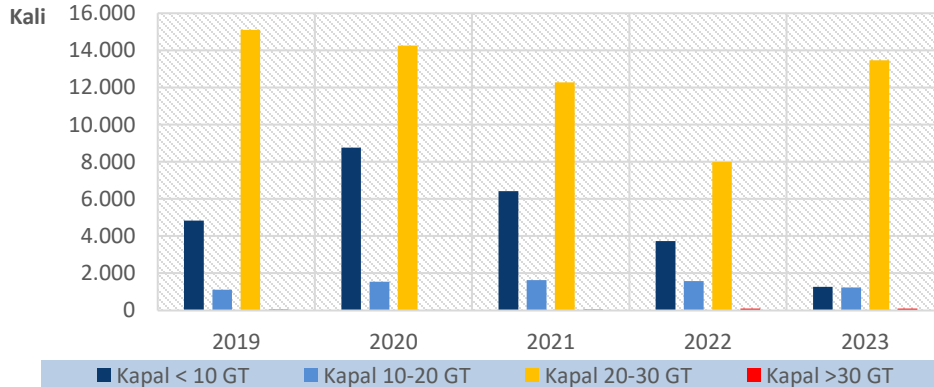
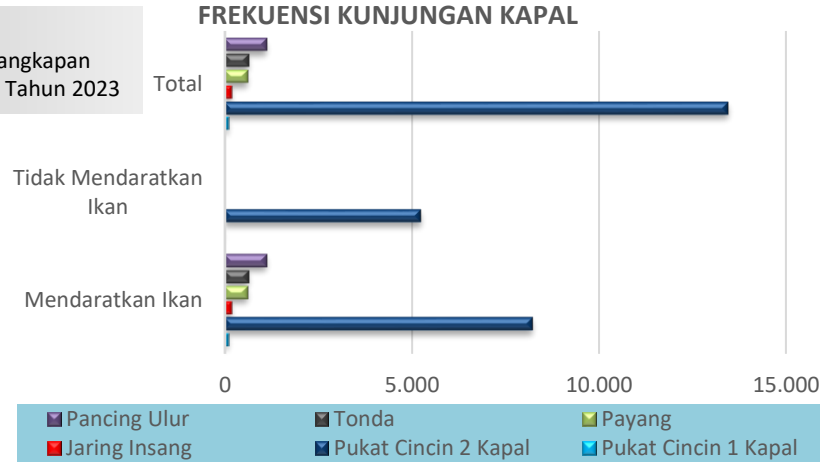
Grafik. 6

Jumlah Armada Perikanan Di PPN Prigi 2019-2023



F. JUMLAH TRIP PENANGKAPAN IKAN

Grafik. 7
Jumlah Trip Penangkapan Ikan di PPN Prigi Tahun 2023



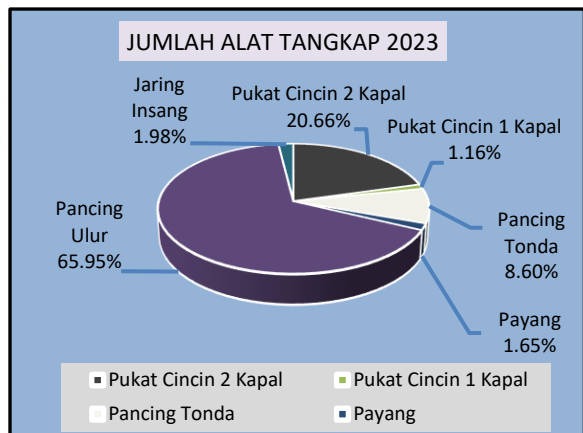
Jumlah trip penangkapan ikan tahun 2023 ini sebanyak 16.070 kali yang terdiri dari Pukat Cincin 1 kapal 94 kali (0.58%), Pukat Cincin 2 kapal 13.460 kali (83.76%), Jaring insang 173 kali (1.08%), Payang 595 kali (3.70%), Pancing Tonda 640 Kali (3.98%) dan Pancing Ulur 1.108 Kali (6.9%). Berdasarkan data tersebut, dapat disimpulkan bahwa jumlah trip penangkapan ikan mengalami peningkatan sebesar 2.680 kali (20.01%) dari tahun 2022 sebesar 13.390 kali.

The number of fishing trips in 2023 was recorded as 16,070, consisting of 1-vessel purse seine 94 times (0.58%), Purse seine 2 vessels 13,460 times (83.76%), Gill nets 173 times (1.08%), Paing 595 times (3.70%), Trolling Line 640 Times (3.98%) and Handline 1,108 Times (6.9%). Based on these data, it can be concluded that the number of fishing trips has increased by 2,680 times (20.01%) from 13,390 times in 2022

Grafik. 8
Jumlah Trip Penangkapan Ikan di PPN Prigi Tahun 2019- 2023

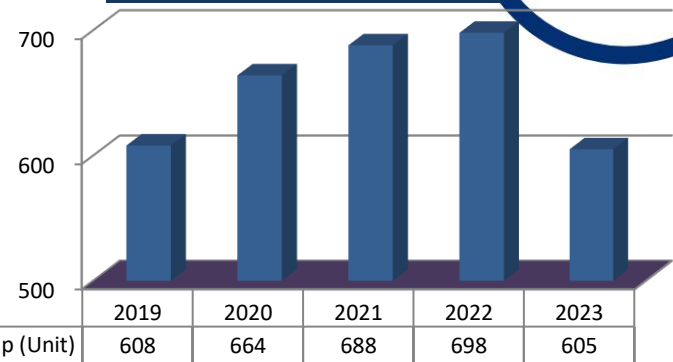


G. JUMLAH ALAT TANGKAP



Grafik. 9
Jumlah Alat Tangkap Tahun 2023
Grafik. 10
Jumlah dan Alat Tangkap Tahun 2019-2023

JUMLAH ALAT TANGKAP (UNIT)

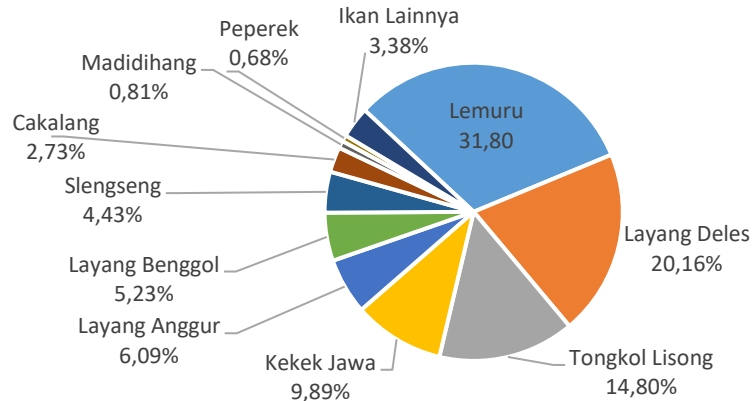


Jumlah alat tangkap di PPN Prigi pada tahun 2023 sebanyak 605 unit yang terdiri dari Pancing Ulur 399 unit (65.95%), Pukat Cincin 2 Kapal : 125 unit (20.66%), Pancing Tonda : 52 unit (8.60%), Jaring Insang : 12 unit (1.98%), Payang : 10 unit (1.65%) dan Pukat Cincin 1 Kapal : 7 unit (1.16%) Dibandingkan dengan jumlah alat tangkap pada tahun 2022 sebanyak 698 unit, jumlah alat tangkap tahun 2023 mengalami penurunan 93 Unit (13.32%).

The number of fishing gear in PPN Prigi in 2023 is 605 units, consisting of 399 units of handline Fishing rods (65.95%), 2 Vessel Purse Seine: 125 units (20.66%), Tonda Fishing Rods: 52 units (8.60%). Gill Nets: 12 units (1.98%). Payang: 10 units (1.65%) and 1-vessel purse seine: 7 unit (1.16%) Compared to the number of fishing gear in 2022 of 698 units. the number of fishing gear in 2023 decreased by 93 units (13.32%).

H. HASIL TANGKAPAN IKAN

IKAN DOMINAN TAHUN 2023



Grafik. 11
Ikan dominan tahun 2023

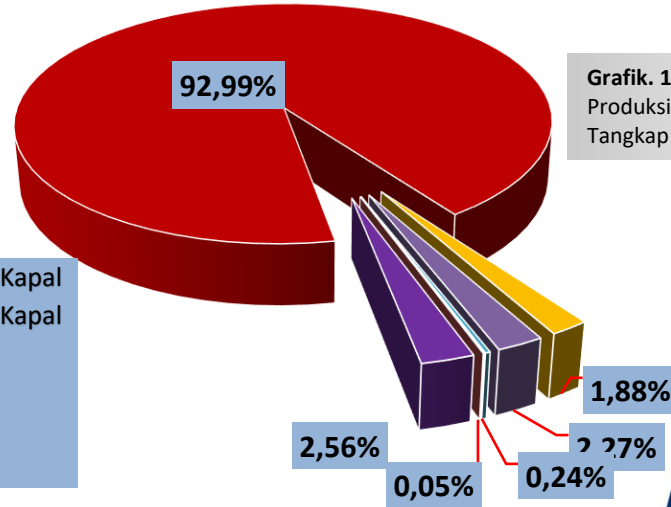
10 Produksi ikan terbanyak yang didaratkan di PPN Prigi adalah dari jenis ikan pelagis seperti Lemuru : 8.434.142 Kg (31.8%). Layang Deles : 5.347.832 kg (20.16%). Tongkol Lisong : 3.926.105 kg (14.80%). Kekek Jawa : 2.622.075 kg (9.89%). Layang Anggur : 1.616.566 Kg (6.09%). Layang Benggol : 1.386.464 Kg (5.23%). Slengseng : 1.176.035 Kg (4.43%). Cakalang : 723.846 Kg (2.73%). Tuna Madidihang : 213.702 Kg (0.81%). Peperek : 181.290 kg (0.68%). Ikan Lainnya : 897.077 Kg (3.38%).

10 The largest production of fish landed in PPN Prigi is from pelagic fish such as Bali Sardinella: 8.434.142 kg (31.80%). Shortfin Scad : 5.347.834 kg (20.16%). Bullet Tuna: 3.926.105 kg (14.80%). Moonfish: 2.622.075 kg (9.89%). Redtail Scade : 1.615.566 Kg (6.09%). Slander Scad: 1.386.464 Kg (5.23%). Spotted Chub Mackerel : 1.176.035 Kg (4.43%). Skipjack Tuna: 723.846 Kg (2.73%). Yellowfin Tuna: 213.702 Kg (0.81%). Toothphony: 181.290 kg (0.68%). and Other fish : 897.077 Kg (3.38%).



I. PRODUKSI PER ALAT TANGKAP

PRODUKSI PER ALAT TANGKAP 2023



Grafik. 12
Produksi per Alat
Tangkap tahun 2023

- Pukat Cincin 1 Kapal
- Pukat Cincin 2 Kapal
- Pancing Tonda
- Payang
- Pancing Ulur
- Jaring Insang

Produksi hasil tangkapan tahun 2023 didominasi oleh hasil tangkapan dengan menggunakan alat tangkap Pukat Cincin 2 kapal yaitu sebesar 24.666.383 kg (92.99%). Sedangkan produksi alat tangkap lainnya sebagai berikut : Pukat Cincin 1 Kapal 679.494 Kg (2.56%), Payang 602.063 Kg (2.27%), Tonda : 499.304 Kg (1.88%), Pancing Ulur : 64.395 (0.24%), dan Jaring insang : 13.495 Kg (0.05%).

The production of catenes in 2023 is dominated using 2-ship purse seine fishing gear, amoured to 24,666,383 kg (92.99%). Meanwhile, production of fishing gear is as follows: 1 Vessel Purse 679,494 Kg (2.56%), Payang 602,063 Kg (2.27%), Tonda: 499,304 Kg (1.88%), Fishing Line: 64,395 (0.24%), and Gill Net: 13,495 Kg (0.05%).



J. DISTRIBUSI IKAN

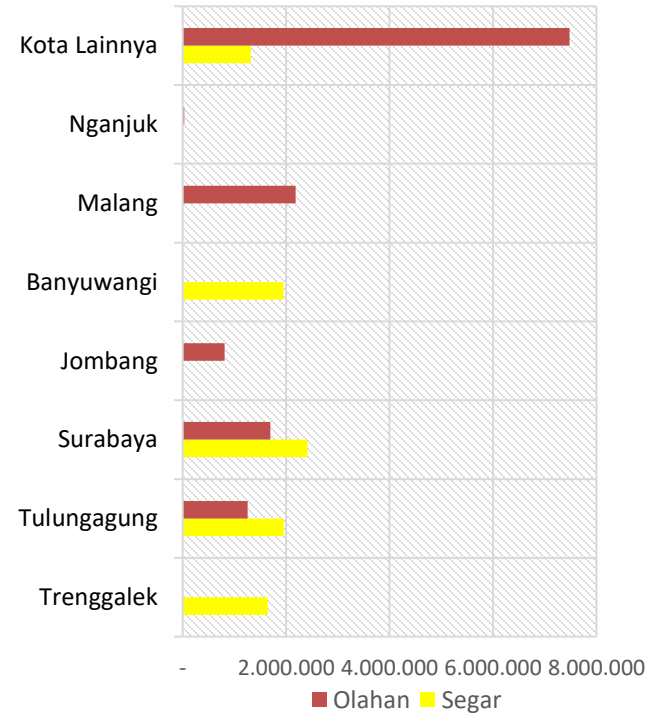


Kg

Pemasaran hasil perikanan dari PPN Prigi berupa produk ikan segar dan ikan olahan. Daerah tujuan distribusi meliputi wilayah lokal yaitu Trenggalek dan distribusi antar kota antara lain meliputi Tulungagung, Surabaya, Malang, Banyuwangi dan kota lainnya. Produksi perikanan dari PPN Prigi yang didistribusikan dalam bentuk Ikan Segar sebesar 9.288.482 kg (35,02%). Ikan Beku : 986.808 kg (3,72%) dan ikan olahan yang meliputi Ikan Pindang 13.467.603 kg (50,77%). Ikan Kering/Asin 1.128.077 kg (4,25%). Ikan Asap 363.871 kg (1,37%) Tepung Ikan 1.284.711 kg (4,84%) dan olahan lainnya 5.582 kg (0,02%).

Fisheries product marketing which distributed from Prigi Fishing Port was fresh-fish product and processed-fish. The distribution areas consist of Trenggalek (local distribution) and other city such as Tulungagung, Surabaya, Malang, Banyuwangi and other place. The number of fisheries product which distributed from Prigi Fishing Port in fresh-fish product 9.288.482 kg (35,02%). frozen 986.808 kg (3,72%) and in processed-fish product like boiling fish product 13.467.603 kg (50,77%). drying/salting fish product 1.128.077 kg (4,25%). fish flour 363.871 kg (1,37%) . smoking fish product 1.284.711 kg (4,84%) and other product 5.582 kg (0,02%).

Grafik. 13
Distribusi Ikan Tahun 2023



K. TENAGA KERJA *Labors*

Penyerapan tenaga kerja yang melakukan kegiatan perikanan di PPN Prigi pada tahun 2023 adalah sebesar 10.579 orang yang terdiri dari 5.351 orang nelayan (50.53%), pedagang/ pengolah ikan 3.353 orang (31.69%) dan tenaga lainnya 1.875 orang (17.72%). Dibanding tahun 2022 yaitu sebesar 10.184 orang, maka pada tahun 2023 mengalami kenaikan 395 orang (3.38%).

Labors (workers) who did fisheries activity at Prigi Fishing Port in 2023 was 10.579 persons consist of fisherman 5.351 persons (50.53%), fish traders/processes 3.353 persons (31,69%) and other workers 1.875 persons (17,72%). If compared with 2022 which has 10.184 persons, it showed that number of labors are decreased 395 person (3.38%).



L. PRODUKSI IKAN DARI LUAR PELABUHAN

PRODUKSI IKAN DARI LUAR PELABUHAN

Gambar. 14
Produksi Ikan dari Luar
PPN Prigi Tahun 2023

	Patin	Layang Deles	Slengseng	Layang Anggur	Layur	Tongkol	Kekek Jawa	cakalang	Kembung	Tuna	Cumi	Lemuru	Lemadang
■ Tulungagung	1.670.598	15.250	581.500	25.000						88			
■ Muncar		30.000											
■ Jakarta			503.900	2.360		75.580						4.000	503
■ Juwana		17.000	806.641	8.000	2.000			10.947			5.250		
■ Banyuwangi						9.460							
■ Malang			33.375	39.384		36.750	111.200	71.778		2.693			
■ Sadeng		6.000		12.000		60.600	82.500	10.000					
■ Probolinggo	40.500			25.000		2.070	25.000		17.010				
■ Pacitan		61.000			6.750	3.350	5.730	8.287		16.691			



L. PRODUKSI IKAN DARI LUAR PELABUHAN

Produksi ikan dari luar PPN Prigi pada tahun 2023 sebanyak 4.445.745 kg yang berasal dari daerah Tulungagung, Banyuwangi, Malang, Jakarta, Juwana, Pacitan dan kota lainnya dengan jenis ikan Patin : 1.711.098 kg (38,49%), Layang deles 129.250 kg (2,91%), Slengseng 1.925.416 kg (43,41%), Layang Anggur 111.744 kg (2,51%), Layur 8.750 kg (0,20%), Tongkol 187.810 kg (4,22%), Kekek Jawa 224.430 kg (5,05%), Cakalang 101.012 kg (2,27%), Kembung 17.010 kg (0,38%), Tuna 19.472 kg (0,44%), Cumi-cumi 5.250 kg (0,12%), Lemuru 4.000 kg (0,09%), dan Lemadang 503 kg (0,01%) yang dikelola oleh Unit Pengolah Ikan di PPN Prigi.

Fish production from outside PPN Prigi in 2023 will be 4.445.745 kg, originating from the Tulungagung, Banyuwangi, Malang, Jakarta, Juwana, Pacitan and other cities with Patin : 1.711.098 kg (38.49%), Shortfin scad 129.250 kg (2,91%), Mackerel 1.925.416 kg (43,41%), Redtail scad 111.744 kg (2,51%), Largehead hairtail 8.750 kg (0,20%), Bullet tuna 187.810 kg (4,22%), Moonfish 224.430 kg (5,05%), Skipjack tuna 101.012 kg (2,27%), Indiana mackerel 17.010 kg (0,38%), Yellowfin Tuna 19.472 kg (0,44%), Cuttlefish 5.250 kg (0,12%), Bali sardinella 4.000 kg (0,09%), and Common dolphinfish 503 kg (0,01%), which is managed by the Fish Processing Unit at PPN Prigi.





LAMPIRAN I

ARMADA KAPAL PERIKANAN

FISHING VESSEL



0811-3608-113 (WA)



@ppn_prigi



@ppnprigi



PPN Prigi



24

Tabel 1. Jumlah Armada Penangkapan Menurut Ukuran Kapal di PPN Prigi Tahun 2019-2023
Table 1. Number Of Fishing Vessel By Boat Size in Prigi Fishing Port 2019-2023

No	Tahun Years	Kapal Motor < 10 GT Boat < 10 GT	Kapal Motor 11 - <20 GT Boat 11 - < 20 GT	Kapal Motor 21 - < 30 GT Boat 21 - < 30 GT	Kapal Motor >30 GT Boat > 30 GT	JUMLAH Total
1	2019	453	24	128	3	608
2	2020	490	81	91	2	664
3	2021	518	80	88	2	688
4	2022	534	64	99	1	698
5	2023	448	55	99	3	605

Catatan :

Kapal Pukat Cincin 2 Kapal dihitung 1 unit.



Tabel 2. Jumlah Kapal Menurut Alat Tangkap di PPN Prigi Tahun 2019-2023
Table 2. Number Of Fishing Vessel By Fishing Gear Type in Prigi Fishing Port 2019-2023

No	Tahun Years	Jenis Alat Tangkap / Fishing Gear Type						JUMLAH Total
		<u>Pukat Cincin 2 Kapal</u> Purse Seine 2 boat	<u>Pukat Cincin 1 Kapal</u> Purse Seine 1 boat	<u>Pancing Tonda</u> Trawl Lines	<u>Jaring Insang</u> Gill Net	<u>Payang</u> Boat Seine	<u>Pancing Ulur</u> Hand Lines	
1	2019	128	3	80	17	15	365	608
2	2020	130	4	67	7	7	449	664
3	2021	131	4	62	7	7	477	668
4	2022	132	4	56	19	10	477	698
5	2023	125	7	52	12	10	399	605

Catatan :

Kapal Pukat Cincin 2 Kapal dihitung 1 unit.



Tabel 3. Jumlah Penyerapan Tenaga Kerja di PPN Prigi Tahun 2019-2023
Table 3. Number of Labors in Prigi National Fishing Port. 2019-2023

No	Tahun Years	<u>N e l a y a n</u> Fishermans	<u>Pedagang / Pengolah</u> <u>Ikan</u> Fish Traders / Processers	<u>Pekerja Lainnya</u> Other Workers	<u>JUMLAH (orang)</u> Total (persons)
1	2019	5.078	3.053	1.505	9.636
2	2020	5.048	2.942	1.496	9.486
3	2021	5.376	3.262	1.519	10.157
4	2022	5.655	3.414	1.115	10.184
5	2023	5.351	3.353	1.875	10.579



Tabel 4. Jumlah Trip Penangkapan Ikan Menurut Alat Tangkap di PPN Prigi Tahun 2019 - 2023
Table 4. Number of Fishing Vessel Trips By Fishing Gear in Prigi Fishing Port, 2019 - 2023

No	Tahun Years	Pukat Cincin 1 Kapal Purse Seine One Boat	Pukat Cincin 2 Kapal Purse Seine Two Boats	Jaring Insang Drift Gill Nets	Payang Pelagic Danish Seine	Pancing Tonda Trawl Lines	Pancing Ulur Hand lines	JUMLAH KALI Total Times
1	2019	43	15.095	828	200	910	3.998	21.074
2	2020	21	14.253	756	571	976	7.998	24.575
3	2021	51	12.272	509	742	893	5.915	20.382
4	2022	99	7.983	315	775	800	3.418	13.390
5	2023	94	13.460	173	595	640	1.108	16.070



Tabel 4a. Jumlah Trip Penangkapan Ikan Menurut Alat Tangkap di PPN Prigi Tahun 2019
Table 4a. Number of Fishing Vessel Trips By Fishing Gear in Prigi Fishing Port 2019

No	Tahun Years	Pukat Cincin 1 Kapal Purse Seine One Boat	Pukat Cincin 2 Kapal Purse Seine Two Boats	Jaring Insang Drift Gill Nets	Payang <i>Pelagic Danish</i> Seine	Pancing Tonda Trawl Lines	Pancing Ulur Hand lines	JUMLAH KALI Total Times
1	Jan / Jan	2	224	216	24	23	187	676
2	Feb / Feb	6	270	114	3	23	723	1.139
3	Mar / March	5	441	25	2	51	890	1.414
4	April / April	4	1.165	8	0	75	150	1.402
5	Mei / May	3	1.127	25	12	90	43	1.300
6	Juni / June	3	905	15	34	107	419	1.483
7	Juli / July	4	1.606	13	15	116	180	1.934
8	Ags / Aug	2	1.198	3	9	73	563	1.848
9	Sept / Sept	5	2.024	63	41	99	701	2.933
10	Okt / Oct	4	2.161	114	37	115	55	2.486
11	Nov / Nov	3	2.057	66	9	68	17	2.220
12	Des / Dec	2	1.917	166	14	70	70	2.239
JUMLAH / Total		43	15.095	828	200	910	3.998	21.074

Tabel 4b. Jumlah Trip Penangkapan Ikan Menurut Alat Tangkap di PPN Prigi Tahun 2020
Table 4b. Number of Marine Fishing Trips By Fishing Gear in Prigi Fishing Port 2020

No	Tahun Years	Pukat Cincin 1 Kapal Purse Seine One Boat	Pukat Cincin 2 Kapal Purse Seine Two Boats	Jaring Insang Drift Gill Nets	Payang Pelagic Danish Seine	Pancing Tonda Trawl Lines	Pancing Ulur Hand lines	JUMLAH KALI Total Times
1	Jan / Jan	2	1.479	38	36	68	560	2.183
2	Feb / Feb	2	1.259	43	30	105	426	1.865
3	Mar / March	2	1.219	88	3	119	596	2.027
4	April / April	1	1.350	18	2	29	573	1.973
5	Mei / May	1	854	4	19	74	555	1.507
6	Juni / June	1	763	8	108	48	436	1.364
7	Juli / July	3	1.470	61	127	97	631	2.389
8	Ags / Aug	1	1.211	62	60	133	988	2.455
9	Sept / Sept	2	1.388	59	74	107	1.648	3.278
10	Okt / Oct	2	1.752	33	50	78	794	2.709
11	Nov / Nov	2	962	183	36	71	481	1.735
12	Des / Dec	2	546	159	26	47	310	1.090
JUMLAH / Total		21	14.253	756	571	976	7.998	24.575

Tabel 4c. Jumlah Trip Penangkapan Ikan Menurut Alat Tangkap di PPN Prigi Tahun 2021
Table 4c. Number of Marine Fishing Trips By Fishing Gear in Prigi Fishing Port 2021

No	Tahun Years	Pukat Cincin 1 Kapal Purse Seine One Boat	Pukat Cincin 2 Kapal Purse Seine Two Boats	Jaring Insang Drift Gill Nets	Payang Pelagic Danish Seine	Pancing Tonda Trawl Lines	Pancing Ulur Hand lines	JUMLAH KALI Total Times
1	Jan / Jan	1	673	109	4	26	371	1.184
2	Feb / Feb	2	181	96	1	18	314	612
3	Mar / March	6	1.012	64	6	72	631	1.791
4	April / April	4	1.032	5	19	87	464	1.611
5	Mei / May	4	1.415	1	12	72	518	2.022
6	Juni / June	5	1.492	22	190	121	630	2.460
7	Juli / July	6	795	0	158	109	255	1.323
8	Ags / Aug	6	831	29	92	119	147	1.224
9	Sept / Sept	4	1.909	52	29	110	184	2.288
10	Okt / Oct	4	1.753	40	90	92	407	2.386
11	Nov / Nov	4	796	45	80	44	1.449	2.418
12	Des / Dec	5	383	46	61	23	545	1.063
JUMLAH / Total		51	12.272	509	742	893	5.915	20.382

Tabel 4d. Jumlah Trip Penangkapan Ikan Menurut Alat Tangkap di PPN Prigi Tahun 2022
Table 4d. Number of Marine Fishing Trips By Fishing Gear in Prigi Fishing Port. 2022

No	Tahun Years	Pukat Cincin 1 Kapal Purse Seine One Boat	Pukat Cincin 2 Kapal Purse Seine Two Boats	Jaring Insang Drift Gill Nets	Payang <i>Pelagic Danish</i> Seine	Pancing Tonda Trawl Lines	Pancing Ulur Hand lines	JUMLAH KALI Total Times
1	Jan / Jan	5	256	55	24	24	450	814
2	Feb / Feb	9	212	73	17	17	392	720
3	Mar / March	14	883	41	9	43	435	1.425
4	April / April	11	1.246	13	5	62	244	1.581
5	Mei / May	8	442	12	22	82	144	710
6	Juni / June	8	146	13	16	106	135	424
7	Juli / July	10	662	7	137	108	80	1.004
8	Ags / Aug	6	1.348	0	36	100	0	1.490
9	Sept / Sept	10	1.309	6	189	108	157	1.779
10	Okt / Oct	4	736	33	116	79	628	1.596
11	Nov / Nov	7	446	30	134	42	481	1.140
12	Des / Dec	7	297	32	70	29	272	707
JUMLAH / Total		99	7.983	315	775	800	3.418	13.390

Tabel 4e. Jumlah Trip Penangkapan Ikan Menurut Alat Tangkap di PPN Prigi Tahun 2023
Table 4e. Number of Marine Fishing Trips By Fishing Gear in Prigi Fishing Port. 2023

No	Tahun Years	Pukat Cincin 1 Kapal Purse Seine One Boat	Pukat Cincin 2 Kapal Purse Seine Two Boats	Jaring Insang Drift Gill Nets	Payang <i>Pelagic Danish</i> Seine	Pancing Tonda Trawl Lines	Pancing Ulur Hand lines	JUMLAH KALI <i>Total Times</i>
1	Jan / Jan	7	288	28	99	22	164	608
2	Feb / Feb	4	125	41	14	18	76	278
3	Mar / March	7	914	24	1	82	200	1.228
4	April / April	8	874	7	20	82	111	1.102
5	Mei / May	14	712	15	134	82	182	1.139
6	Juni / June	11	1359	3	69	91	168	1.701
7	Juli / July	9	1256	17	88	57	67	1.494
8	Ags / Aug	9	1798	5	84	66	68	2.030
9	Sept / Sept	9	1682	11	26	41	15	1.784
10	Okt / Oct	5	1873	1	14	34	21	1.948
11	Nov / Nov	5	1.554	9	6	40	12	1.626
12	Des / Dec	6	1.025	12	40	25	24	1.132
JUMLAH / Total		94	13.460	173	595	640	1.108	16.070



Tabel 5. Jumlah Trip Penangkapan Ikan Menurut Ukuran Kapal di PPN Prigi Tahun 2019-2023
Table 5. Number Of Marine Fishing Trips By Size in Prigi Fishing Port. 2019-2023

No	Tahun Years	Kapal Motor < 10 GT Boat < 10 GT	Kapal Motor 10 - <20 GT Boat 10 - <20 GT	Kapal Motor 20 - < 30 GT Boat 20 - <30 GT	Kapal Motor 30 - < 50 GT Boat 30 - < 50 GT	Kapal Motor 50 - < 100 GT Boat 50 - < 100 GT	JUMLAH Total
1	2019	4.826	1.110	15.095	24	19	21.074
2	2020	8.754	1.547	14.253	11	10	24.575
3	2021	6.424	1.635	12.272	31	20	20.382
4	2022	3.733	1.575	7.983	72	27	13.390
5	2023	1.281	1.235	13.460	74	20	16.070



Tabel 5a. Jumlah Trip Penangkapan Ikan Menurut Ukuran Kapal di PPN Prigi Tahun 2019
Table 5a. Number Of Marine Fishing Trips By Size in Prigi Fishing Port. 2019

No	<u>Bulan</u> <i>Months</i>	Kapal Motor < 10 GT <i>Boat < 10 GT</i>	Kapal Motor 10 - <20 GT <i>Boat 10 - <20 GT</i>	Kapal Motor 20 - < 30 GT <i>Boat 20 - <30 GT</i>	Kapal Motor 30 - < 50 GT <i>Boat 30 - <50 GT</i>	Kapal Motor 50 - < 100 GT <i>Boat 50 - <100 GT</i>	<u>JUMLAH</u> <i>Total</i>
1	Januari / <i>January</i>	403	47	224	1	1	676
2	Februari / <i>February</i>	837	26	270	2	2	1.137
3	Maret / <i>March</i>	915	53	441	3	2	1.414
4	April / <i>April</i>	158	75	1.165	2	2	1.402
5	Mei / <i>May</i>	68	102	1.127	2	1	1.300
6	Juni / <i>June</i>	434	141	905	2	1	1.483
7	Juli / <i>July</i>	193	131	1.606	2	2	1.934
8	Agustus / <i>August</i>	566	82	1.198	2	2	1.850
9	September / <i>September</i>	764	140	2.024	3	2	2.933
10	Oktober / <i>October</i>	169	152	2.161	2	2	2.486
11	November / <i>November</i>	83	77	2.057	2	1	2.220
12	Desember / <i>December</i>	236	84	1.917	1	1	2.239
JUMLAH / <i>Total</i>		4.826	1.110	15.095	24	19	21.074



Tabel 5b. Jumlah Trip Penangkapan Ikan Menurut Ukuran Kapal di PPN Prigi Tahun 2020
Table 5b. Number Of Marine Fishing Trips By Size in Prigi Fishing Port 2020

No	Bulan Months	Kapal Motor < 10 GT Boat < 10 GT	Kapal Motor 10 - <20 GT Boat 10 - <20 GT	Kapal Motor 20 - < 30 GT Boat 20 - <30 GT	Kapal Motor 30 - < 50 GT Boat 30 - <50 GT	Kapal Motor 50 - < 100 GT Boat 50 - <100 GT	JUMLAH Total
1	Januari / January	598	104	1.479	1	1	2.183
2	Februari / February	469	135	1.259	0	2	1.865
3	Maret / March	684	122	1.219	1	1	2.027
4	April / April	591	31	1.350	0	1	1.973
5	Mei / May	559	93	854	0	1	1.507
6	Juni / June	444	156	763	0	1	1.364
7	Juli / July	692	224	1.470	0	3	2.389
8	Agustus / August	1.050	193	1.211	1	0	2.455
9	September / September	1.707	181	1.388	2	0	3.278
10	Oktober / October	827	128	1.752	2	0	2.709
11	November / November	664	107	962	2	0	1.735
12	Desember / December	469	73	546	2	0	1.090
JUMLAH / Total		8.754	1.547	14.253	11	10	24.575

Tabel 5c. Jumlah Trip Penangkapan Ikan Menurut Ukuran Kapal di PPN Prigi Tahun 2021
Table 5c. Number Of Marine Fishing Trips By Size in Prigi Fishing Port 2021

No	Bulan Months	Kapal Motor < 10 GT Boat < 10 GT	Kapal Motor 10 - <20 GT Boat 10 - <20 GT	Kapal Motor 20 - < 30 GT Boat 20 - <30 GT	Kapal Motor 30 - < 50 GT Boat 30 - <50 GT	Kapal Motor 50 - < 100 GT Boat 50 - <100 GT	JUMLAH Total
1	Januari / January	480	30	673	0	1	1.184
2	Februari / February	410	19	181	0	2	612
3	Maret / March	695	78	1.012	3	2	1.790
4	April / April	469	106	1.032	3	3	1.613
5	Mei / May	519	84	1.415	2	1	2.021
6	Juni / June	652	311	1.492	2	3	2.460
7	Juli / July	255	267	795	3	3	1.323
8	Agustus / August	176	211	831	4	2	1.224
9	September / September	236	139	1.909	2	2	2.288
10	Oktober / October	447	182	1.753	3	1	2.386
11	November / November	1.494	124	796	2	2	2.418
12	Desember / December	591	84	383	4	1	1.063
JUMLAH / Total		6.424	1.635	12.272	28	23	20.382

Tabel 5d. Jumlah Trip Penangkapan Ikan Menurut Ukuran Kapal di PPN Prigi Tahun 2022
Table 5d. Number Of Marine Fishing Trips By Size in Prigi Fishing Port 2022

No	<u>Bulan</u> <i>Months</i>	Kapal Motor < 10 GT <i>Boat < 10 GT</i>	Kapal Motor 10 - <20 GT <i>Boat 10 - <20 GT</i>	Kapal Motor 20 - < 30 GT <i>Boat 20 - <30 GT</i>	Kapal Motor 30 - < 50 GT <i>Boat 30 - <50 GT</i>	Kapal Motor 50 - < 100 GT <i>Boat 50 - <100 GT</i>	<u>JUMLAH</u> <i>Total</i>
1	Januari / <i>January</i>	505	48	256	2	2	813
2	Februari / <i>February</i>	465	34	212	8	1	720
3	Maret / <i>March</i>	476	52	883	9	5	1.425
4	April / <i>April</i>	257	67	1.246	9	2	1.581
5	Mei / <i>May</i>	156	104	442	6	2	710
6	Juni / <i>June</i>	148	122	146	5	3	424
7	Juli / <i>July</i>	87	245	662	7	3	1.004
8	Agustus / <i>August</i>	0	136	1.348	5	1	1.490
9	September / <i>September</i>	163	297	1.309	7	3	1.779
10	Oktober / <i>October</i>	661	195	736	2	2	1.596
11	November / <i>November</i>	511	176	446	6	1	1.140
12	Desember / <i>December</i>	304	99	297	6	2	708
JUMLAH / <i>Total</i>		3.733	1.575	7.983	72	27	13.390



Tabel 5e. Jumlah Trip Penangkapan Ikan Menurut Ukuran Kapal di PPN Prigi Tahun 2023
Table 5e. Number Of Marine Fishing Trips By Size in Prigi Fishing Port 2023

No	Bulan Months	Kapal Motor < 10 GT Boat < 10 GT	Kapal Motor 10 - <20 GT Boat 10 - <20 GT	Kapal Motor 20 - < 30 GT Boat 20 - <30 GT	Kapal Motor 30 - < 50 GT Boat 30 - <50 GT	Kapal Motor 50 - < 100 GT Boat 50 - <100 GT	JUMLAH Total
1	Januari / January	299	87	215	4	3	608
2	Februari / February	141	50	83	3	1	278
3	Maret / March	274	253	694	5	2	1.228
4	April / April	185	205	704	6	2	1.102
5	Mei / May	373	193	559	11	3	1.139
6	Juni / June	280	379	1.031	8	3	1.701
7	Juli / July	197	347	941	7	2	1.494
8	Agustus / August	188	489	1.344	7	2	2.030
9	September / September	72	474	1.229	7	2	1.784
10	Oktober / October	60	460	1.423	5	0	1.948
11	November / November	47	373	1.201	5	0	1.626
12	Desember / December	84	317	825	4	2	1.132
JUMLAH / Total		2.200	3.527	10.249	72	22	16.070

LAMPIRAN II

PRODUKSI IKAN

FISH PRODUCTION



Tabel 6. Produksi dan Nilai Produksi Ikan di PPN Prigi Selama Tahun 2019-2023
Table 6. Fish Production and Value in Prigi Fishing Port 2019-2023

No	Tahun Years	Produksi Production (Kg)	Nilai Produksi Production Value (Rp)	Harga Rata-Rata / Kg Average Price / Kg (Rp)	Produksi Rata-Rata / Hari Average Production / Day (Kg)
1	2019	28.822.884	198.339.137.750	6.881	78.967
2	2020	24.928.229	219.419.964.000	8.802	68.297
3	2021	21.392.416	209.140.933.900	9.776	58.609
4	2022	13.322.160	143.862.355.700	10.799	36.499
5	2023	26.525.134	232.660.008.100	8.771	72.672



Tabel 7. Produksi dan Nilai Produksi Ikan Per Bulan di PPN Prigi Tahun 2019-2023
Table 7. Fish Production and Value Per Month in Prigi Fishing Port 2019-2023

No.	Bulan Month	2019		2020		2021		2022		2023	
		Produksi Production (kg)	Nilai Produksi Production Value (Rp)	Produksi Production (kg)	Nilai Produksi Production Value (Rp)	Produksi Production (kg)	Nilai Produksi Production Value (Rp)	Produksi Production (kg)	Nilai Produksi Production Value (Rp)	Produksi Production (kg)	Nilai Produksi Production Value (Rp)
1	Jan / Jan	386.857	2.260.742.850	2.383.092	14.053.192.250	700.874	8.394.759.091	465.652	3.401.897.000	452.909	5.740.879.500
2	Feb / Feb	360.166	4.374.184.450	1.772.043	13.010.218.700	144.090	1.602.025.738	366.161	4.101.726.500	118.221	1.354.815.000
3	Maret / March	696.037	7.837.723.850	2.349.302	17.750.716.450	872.680	14.404.548.859	881.802	13.069.401.000	726.982	9.370.667.000
4	April / April	1.550.355	12.883.914.500	2.365.194	16.640.202.250	711.504	10.539.726.644	1.252.300	15.955.185.000	907.026	10.986.666.000
5	Mei / May	1.535.972	11.056.028.800	1.444.937	11.924.062.450	1.365.398	19.121.464.311	339.734	6.178.934.500	1.242.443	13.310.029.500
6	Juni / June	1.825.077	17.836.344.450	1.305.075	12.374.021.950	2.342.838	25.350.528.950	348.407	6.540.360.000	2.990.603	31.266.872.000
7	Juli / July	4.184.067	23.595.083.100	2.684.150	28.543.437.950	911.324	11.571.592.000	1.688.389	14.450.863.500	2.610.917	23.836.870.000
8	Agt / Aug	1.886.533	16.233.064.900	1.601.534	18.663.472.050	1.332.908	17.617.093.821	3.183.795	27.271.109.500	3.016.722	30.027.750.900
9	Sept / Sept	2.636.533	27.436.051.050	3.088.989	33.722.596.100	3.946.868	44.994.093.085	2.370.363	28.678.346.100	3.340.920	34.167.543.500
10	Okt / Oct	5.077.563	28.292.952.850	3.702.172	34.338.023.000	4.875.209	38.100.773.000	1.492.356	13.528.871.700	3.469.098	25.260.384.500
11	Nov / Nov	5.129.543	25.895.690.500	1.542.194	13.262.389.500	3.325.001	11.984.358.000	624.784	6.656.145.400	4.981.562	29.145.826.200
12	Des / Dec	3.554.181	20.637.356.450	689.547	5.137.631.350	863.722	5.459.970.400	308.417	4.029.515.500	2667731	18191704000
Jumlah / Total		28.822.884	198.339.137.750	24.928.229	219.419.964.000	21.392.416	209.140.933.899	13.322.160	143.862.355.700	26.525.134	232.660.008.100



Tabel 8a. Produksi dan Nilai Produksi Ikan Per Bulan di PPN Prigi Tahun 2019
Table 8a. Fish Production and Value Per Month in Prigi Fishing Port 2019

No	Bulan Months	Produksi Production (Kg)	Nilai Produksi Production Value (Rp)	Harga Rata-Rata / Kg Average Price / Kg (Rp)	Produksi Rata-Rata / Hari Average Production / Day (Kg)
1	Januari / January	386.857	2.260.742.850	5.844	12.479
2	Februari / Februari	360.166	4.374.184.450	12.145	12.863
3	Maret / March	696.037	7.837.723.850	11.260	22.453
4	April / April	1.550.355	12.883.914.500	8.310	50.011
5	Mei / May	1.535.972	11.056.028.800	7.198	49.547
6	Juni / June	1.825.077	17.836.344.450	9.773	58.873
7	Juli / July	4.184.067	23.595.083.100	5.639	134.970
8	Agustus / August	1.886.533	16.233.064.900	8.605	60.856
9	September / September	2.636.533	27.436.051.050	10.406	87.884
10	Oktober / October	5.077.563	28.292.952.850	5.572	163.792
11	November / November	5.129.543	25.895.690.500	5.048	170.985
12	Desember / December	3.554.181	20.637.356.450	5.807	114.651
Jumlah / Total		28.822.884	198.339.137.750	6.881	78.967



Tabel 8b. Produksi dan Nilai Produksi Ikan Per Bulan di PPN Prigi Tahun 2020
Table 8b. Fish Production and Value Per Month in Prigi Fishing Port 2020

No	Bulan Months	Produksi Production (Kg)	Nilai Produksi Production Value (Rp)	Harga Rata-Rata / Kg Average Price / Kg (Rp)	Produksi Rata-Rata / Hari Average Production / Day (Kg)
1	Januari / January	2.383.092	14.053.192.250	5.897	76.874
2	Februari / Februari	1.772.043	13.010.218.700	7.342	63.287
3	Maret / March	2.349.302	17.750.716.450	7.556	75.784
4	April / April	2.365.194	16.640.202.250	7.035	78.840
5	Mei / May	1.444.937	11.924.062.450	8.252	46.611
6	Juni / June	1.305.075	12.374.021.950	9.481	43.503
7	Juli / July	2.684.150	28.543.437.950	10.634	86.585
8	Agustus / August	1.601.534	18.663.472.050	11.653	51.662
9	September / September	3.088.989	33.722.596.100	10.917	102.966
10	Oktober / October	3.702.172	34.338.023.000	9.275	119.425
11	November / November	1.542.194	13.262.389.500	8.600	51.406
12	Desember / December	689.547	5.137.631.350	7.451	22.243
Jumlah / Total		24.928.229	219.419.964.000	8.802	68.297

Tabel 8c. Produksi dan Nilai Produksi Ikan Per Bulan di PPN Prigi Tahun 2021
Table 8c. Fish Production and Value Per Month in Prigi Fishing Port 2021

No	Bulan Months	Produksi Production (Kg)	Nilai Produksi Production Value (Rp)	Harga Rata-Rata / Kg Average Price / Kg (Rp)	Produksi Rata-Rata / Hari Average Production / Day (Kg)
1	Januari / January	700.874	8.394.759.091	11.978	22.609
2	Februari / Februari	144.090	1.602.025.738	11.118	5.146
3	Maret / March	872.680	14.404.548.859	16.506	28.151
4	April / April	711.504	10.539.726.644	14.813	23.717
5	Mei / May	1.365.398	19.121.464.311	14.004	44.045
6	Juni / June	2.342.838	25.350.528.950	10.820	78.095
7	Juli / July	911.324	11.571.592.000	12.698	29.398
8	Agustus / August	1.332.908	17.617.093.821	13.217	42.997
9	September / September	3.946.868	44.994.093.085	11.400	131.562
10	Oktober / October	4.875.209	38.100.773.000	7.815	157.265
11	November / November	3.325.001	11.984.358.000	3.604	110.833
12	Desember / December	863.722	5.459.970.400	6.321	27.862
Jumlah / Total		21.392.416	209.140.933.899	9.776	58.609



Tabel 8d. Produksi dan Nilai Produksi Ikan Per Bulan di PPN Prigi Tahun 2022
Table 8d. Fish Production and Value Per Month in Prigi Fishing Port 2022

No	Bulan Months	Produksi Production (Kg)	Nilai Produksi Production Value (Rp)	Harga Rata-Rata / Kg Average Price / Kg (Rp)	Produksi Rata-Rata / Hari Average Production / Day (Kg)
1	Januari / January	465.652	3.401.897.000	7.306	15.021
2	Februari / Februari	366.161	4.101.726.500	11.202	13.077
3	Maret / March	881.802	13.069.401.000	14.821	28.445
4	April / April	1.252.300	15.955.185.000	12.741	41.743
5	Mei / May	339.734	6.178.934.500	18.188	10.959
6	Juni / June	348.407	6.540.360.000	18.772	11.614
7	Juli / July	1.688.389	14.450.863.500	8.559	54.464
8	Agustus / August	3.183.795	27.271.109.500	8.566	102.703
9	September / September	2.370.363	28.678.346.100	12.099	79.012
10	Oktober / October	1.492.356	13.528.871.700	9.065	48.141
11	November / November	624.784	6.656.145.400	10.654	20.826
12	Desember / December	308.417	4.029.515.500	13.065	9.949
Jumlah / Total		13.322.160	143.862.355.700	10.799	36.499

Tabel 8e. Produksi dan Nilai Produksi Ikan Per Bulan di PPN Prigi Tahun 2023**Table 8e. Fish Production and Value Per Month in Prigi Fishing Port 2023**

No	Bulan Months	Produksi Production (Kg)	Nilai Produksi Production Value (Rp)	Harga Rata-Rata / Kg Average Price / Kg (Rp)	Produksi Rata-Rata / Hari Average Production / Day (Kg)
1	Januari / January	452.909	5.740.879.500	12.676	14.610
2	Februari / Februari	118.221	1.354.815.000	11.460	4.222
3	Maret / March	726.982	9.370.667.000	12.890	23.451
4	April / April	907.026	10.986.666.000	12.113	30.243
5	Mei / May	1.242.443	13.310.029.500	10.713	40.079
6	Juni / June	2.990.603	31.266.872.000	10.455	99.687
7	Juli / July	2.610.917	23.836.870.000	9.130	84.223
8	Agustus / August	3.016.722	30.027.750.900	9.954	97.314
9	September / September	3.340.920	34.167.543.500	10.227	111.364
10	Oktober / October	3.469.098	25.260.384.500	7.282	111.906
11	November / November	4.981.562	29.145.826.200	5.851	166.052
12	Desember / December	2.667.731	18.191.704.000	6.819	86.056
Jumlah / Total		26.525.134	232.660.008.100	8.771	869.198



Tabel 9a. Produksi dan Nilai Produksi Per Jenis Ikan di PPN Prigi Tahun 2019-2023
Table 9a. Fish Production and Value by Species in Prigi Fishing Port 2019-2023

No.	Tahun Years	Jumlah / Total			Alu-alu / Great barracuda			Albakora / Thunnus alalunga		
		Volume Volume (Kg)	Nilai Value (Rp)	Harga Rata- rata Average Price (Rp/Kg)	Volume Volume (Kg)	Nilai Value (Rp)	Harga Rata- rata Average Price (Rp/Kg)	Volume Volume (Kg)	Nilai Value (Rp)	Harga Rata-rata Average Price (Rp/Kg)
1	2019	28.822.884	198.339.137.750	6.881	397	10.443.400	26.306	4.542	124.238.000	27.353
2	2020	24.928.229	219.419.964.000	8.802	740	18.336.000	24.778	10.468	242.959.300	23.210
3	2021	21.392.416	209.140.933.899	9.776	949	22.646.595	23.864	47.492	1.017.221.026	21.419
4	2022	13.322.160	143.862.355.700	10.799	412	7.771.000	18.862	42.773	1.054.034.500	24.643
5	2023	26.525.134	232.660.008.100	8.771	513	10.125.000	19.737	12.526	324.330.000	25.893

Lanjutan / Continued

No.	Tahun Years	Ayam-Ayam / Treiger fish			Banyar / Indian mackerell			Beloso / Greater lizardfish		
		Volume Volume (Kg)	Nilai Value (Rp)	Harga Rata- rata Average Price (Rp/Kg)	Volume Volume (Kg)	Nilai Value (Rp)	Harga Rata- rata Average Price (Rp/Kg)	Volume Volume (Kg)	Nilai Value (Rp)	Harga Rata-rata Average Price (Rp/Kg)
1	2019	3.196	20.529.450	6.423	0	0	0	292	3.393.200	11.621
2	2020	3.458	23.020.700	6.657	2.971	59.706.000	20.096	0	0	0
3	2021	3.812	36.047.267	9.456	0	0	0	227	3.612.000	15.912
4	2022	8.175	79.300.000	9.700	0	0	0	1.060	13.622.000	12.851
5	2023	6.498	60.908.800	9.373	207	5.037.000	24.333	187	2.283.000	12.209



No.	Tahun Years	Bentong / <i>Oxeye scad</i>			Bawal / <i>Bramidae</i>			Buntal / <i>Tetradontidae</i>		
		Volume Volume (Kg)	Nilai Value (Rp)	Harga Rata-rata Average Price (Rp/Kg)	Volume Volume (Kg)	Nilai Value (Rp)	Harga Rata-rata Average Price (Rp/Kg)	Volume Volume (Kg)	Nilai Value (Rp)	Harga Rata-rata Average Price (Rp/Kg)
1	2019	19.863	338.921.300	17.063	17	425.000	25.000	8.454	16.908.000	2.000
2	2020	54.317	905.960.100	16.679	44	1.100.000	25.000	0	0	0
3	2021	122.240	2.155.433.898	17.633	6.840	102.600.000	15.000	0	0	0
4	2022	91.094	1.988.105.000	21.825	42	840.000	20.000	0	0	0
5	2023	32.566	749.221.000	23.006	29.971	0	2.745	29.971	82.270.000	2.745

Lanjutan / *Continued*

No.	Tahun Years	Cakalang / <i>Skipjack tuna</i>			Cucut Lanyam / <i>Requiem sharks</i>			Cendro / <i>Tylosurus crocodilus</i>		
		Volume Volume (Kg)	Nilai Value (Rp)	Harga Rata-rata Average Price (Rp/Kg)	Volume Volume (Kg)	Nilai Value (Rp)	Harga Rata-rata Average Price (Rp/Kg)	Volume Volume (Kg)	Nilai Value (Rp)	Harga Rata-rata Average Price (Rp/Kg)
1	2019	578.188	8.886.792.600	15.370	2.820	39.003.550	13.831	65	1.046.000	16.092
2	2020	763.752	10.838.924.800	14.192	1.200	17.206.850	14.339	0	0	0
3	2021	1.244.164	18.178.139.992	14.611	10.193	141.589.150	13.891	0	0	0
4	2022	870.526	13.436.514.500	15.435	536	6.810.000	12.705	665	7.191.000	0
5	2023	723.846	11.645.117.000	16.088	2.165	22.875.000	10.566	427	5.244.000	12.281



Lanjutan / Continued

No.	Tahun Years	Cumi-Cumi / <i>Common squids</i>			Gulamah / <i>Silver pennah Croacker</i>			Gindara / <i>Lepidocybium flavobrunneum</i>		
		Volume Volume (Kg)	Nilai Value (Rp)	Harga Rata- rata Average Price (Rp/Kg)	Volume Volume (Kg)	Nilai Value (Rp)	Harga Rata- rata Average Price (Rp/Kg)	Volume Volume (Kg)	Nilai Value (Rp)	Harga Rata-rata Average Price (Rp/Kg)
1	2019	81.843	1.259.345.750	15.387	118	2.373.700	20.116	0	0	0
2	2020	30.339	517.598.200	17.080	18.949	289.212.600	15.263	0	0	0
3	2021	22.002	480.725.633	21.849	37.204	685.152.147	18.416	0	0	0
4	2022	27.844	559.390.000	20.090	14.262	270.028.000	18.933	0	0	0
5	2023	104.170	20.419.740.00	16.602	3.623	73.173.000	20.197	5.076	16.024.000	3.157

Lanjutan / Continued

No.	Tahun Years	Ikan Pedang / <i>Xiphias gladius</i>			Julung-julung / <i>Garfish and Halfbeaks</i>			Kekek Jawa / <i>Moonfish</i>		
		Volume Volume (Kg)	Nilai Value (Rp)	Harga Rata- rata Average Price (Rp/Kg)	Volume Volume (Kg)	Nilai Value (Rp)	Harga Rata- rata Average Price (Rp/Kg)	Volume Volume (Kg)	Nilai Value (Rp)	Harga Rata- rata Average Price (Rp/Kg)
1	2019	0	0	0	1.331	11.265.000	8.464	25.187	165.225.250	6.560
2	2020	0	0	0	4.247	35.747.600	8.417	48.341	711.204.750	14.712
3	2021	140	3.080.000	22.000	5.414	41.397.248	7.646	1.082.012	10.836.329.846	10.015
4	2022	0	0	0	5.595	61.518.000	10.995	99.141	1.395.343.000	14.074
5	2023	0	0	0	657	6.111.000	9.301	2.622.075	20.030.424.500	7.639



Lanjutan / Continued

No.	Tahun Years	Kenyar / <i>Striped bonito</i>			Kwee / <i>Tille trevally</i>			Kurisi / <i>Ornate threadfin bream</i>		
		Volume Volume (Kg)	Nilai Value (Rp)	Harga Rata-rata Average Price (Rp/Kg)	Volume Volume (Kg)	Nilai Value (Rp)	Harga Rata-rata Average Price (Rp/Kg)	Volume Volume (Kg)	Nilai Value (Rp)	Harga Rata-rata Average Price (Rp/Kg)
1	2019	7.708	112.293.500	14.568	5.633	112.144.750	19.909	873	13.092.750	14.997
2	2020	3.788	63.985.500	16.892	70.730	1.491.624.150	21.089	28	560.000	20.000
3	2021	19.488	324.420.422	16.647	13.501	326.213.559	24.162	363	66.620.000	18.353
4	2022	29.794	515.189.000	17.292	31.873	826.652.000	25.936	1.343	28.312.000	21.081
5	2023	39.801	619.971.000	15.577	22.999	622.454.000	27.064	1.034	19.355.000	18.719

Lanjutan / Continued

No.	Tahun Years	Kerapu Balong / <i>Honeycomb grouper</i>			Kembung / <i>Short-bodied mackerel</i>			Kakap Merah / <i>Red snapper</i>		
		Volume Volume (Kg)	Nilai Value (Rp)	Harga Rata-rata Average Price (Rp/Kg)	Volume Volume (Kg)	Nilai Value (Rp)	Harga Rata-rata Average Price (Rp/Kg)	Volume Volume (kg)	Nilai Value (Rp)	Harga Rata-rata Average Price (Rp/Kg)
1	2019	17	850.000	50.000	18.760	348.184.550	18.560	352	12.914.850	36.690
2	2020	210	8.566.000	40.790	4.112	74.731.050	18.174	873	30.479.350	34.913
3	2021	299	11.515.997	38.515	8.855	165.438.860	18.683	1.027	36.364.079	35.408
4	2022	21	849.000	40.429	3.358	73.088.000	21.765	510	18.057.000	35.406
5	2023	163	6.464.000	39.656	15.276	299.583.000	19.611	272	9.510.000	34.963



Lanjutan / Continued

No.	Tahun Years	Kerong-Kerong / <i>Terapon jarbua</i>			Kuniran / <i>Upeneos shulpureus</i>			Layaran / <i>Indo-Pacific sailfish</i>		
		Volume Volume (Kg)	Nilai Value (Rp)	Harga Rata- rata Average Price (Rp/Kg)	Volume Volume (Kg)	Nilai Value (Rp)	Harga Rata- rata Average Price (Rp/Kg)	Volume Volume (Kg)	Nilai Value (Rp)	Harga Rata-rata Average Price (Rp/Kg)
1	2019	0	0	0	0	0	0	1.818	32.027.950	17.617
2	2020	0	0	0	0	0	0	856	15.703.450	8.345
3	2021	444	1.110.000	2.500	86	1.290.000	15.000	17.192	327.260.408	19.036
4	2022	0	0	0	0	0	0	26.470	517.781.000	19.561
5	2023	1896	7.584.000	4.000	0	0	0	7.275	157.189.000	21.607

Lanjutan / Continued

No.	Tahun Years	Layar / <i>Hairtails</i>			Layang Anggur / <i>Redtail scad</i>			Layang Deles / <i>Shorttin scad</i>		
		Volume Volume (Kg)	Nilai Value (Rp)	Harga Rata- rata Average Price (Rp/Kg)	Volume Volume (Kg)	Nilai Value (Rp)	Harga Rata- rata Average Price (Rp/Kg)	Volume Volume (Kg)	Nilai Value (Rp)	Harga Rata-rata Average Price (Rp/Kg)
1	2019	335.349	6.982.192.600	20.821	227.656	2.476.348.650	10.878	13.395.232	83.008.719.200	6.197
2	2020	811.708	20.143.028.500	24.816	619.283	8.364.756.950	13.507	3.167.167	33.974.023.700	10.727
3	2021	198.531	5.425.439.920	27.328	384.236	6.016.583.230	15.659	3.218.953	34.495.937.135	10.717
4	2022	36.693	889.040.000	24.229	80.734	1.205.623.500	14.933	41.145	559.431.000	13.597
5	2023	36.693	1.447.681.000	10.716	1.616.566	20.815.800.000	12.877	5.347.850	50.232.154.000	9.393



Lanjutan / Continued

No.	Tahun Years	Lemadang / Common Dolphin Fish			Layang Benggol / Slender Scad			Lemuru / Sardinella lemuru		
		Volume Volume (Kg)	Nilai Value (Rp)	Harga Rata- rata Average Price (Rp/Kg)	Volume Volume (Kg)	Nilai Value (Rp)	Harga Rata- rata Average Price (Rp/Kg)	Volume Volume (Kg)	Nilai Value (Rp)	Harga Rata-rata Average Price (Rp/Kg)
1	2019	63.295	1.047.246.250	16.545	604.149	5.073.658.500	8.398	4.840.247	14.922.738.200	3.083
2	2020	31.453	512.485.200	16.294	1.043.686	12.880.796.800	12.342	6.185.665	38.654.368.000	6.249
3	2021	50.757	869.044.657	17.122	183.003	2.886.983.427	15.776	4.458.873	19.695.640.884	4.417
4	2022	51.326	868.820.000	16.927	498.177	7.524.336.000	15.104	2.236.744	12.367.897.000	5.529
5	2023	45.522	807.472.600	17.738	1.386.446	18.640.790.900	13.445	8.434.142	41.098.332.500	4.873

Lanjutan / Continued

No.	Tahun Years	Manyung / Giant catfish			Peperek / Toothphony			Pari Kembang / Stringrays		
		Volume Volume (Kg)	Nilai Value (Rp)	Harga Rata-rata Average Price (Rp/Kg)	Volume Volume (Kg)	Nilai Value (Rp)	Harga Rata- rata Average Price (Rp/Kg)	Volume Volume (Kg)	Nilai Value (Rp)	Harga Rata-rata Average Price (Rp/Kg)
1	2019	59	767.000	13.000	54.492	214.271.500	3.932	1.175	12.720.100	10.826
2	2020	4.771	53.935.250	11.305	24.706	77.850.700	3.151	1.018	12.332.000	12.114
3	2021	4.180	50.173.000	12.003	71.037	238.822.362	3.362	1.459	20.223.000	13.861
4	2022	1.247	18.130.000	14.539	16.897	62.909.500	3.723	0	0	0
5	2023	4.995	59.940.000	12.000	181.290	716.763.000	3.954	85	1.440.000	16,941



Lanjutan / Continued

No.	Tahun Years	Pari Kelelawar / Japanese devilray			Setuhuk Hitam / Black Marlin			Slengseng / Spotted chub mackerel		
		Volume Volume (Kg)	Nilai Value (Rp)	Harga Rata-rata Average Price (Rp/Kg)	Volume Volume (Kg)	Nilai Value (Rp)	Harga Rata-rata Average Price (Rp/Kg)	Volume Volume (Kg)	Nilai Value (Rp)	Harga Rata-rata Average Price (Rp/Kg)
1	2019	8.139	93.864.200	11.533	32.297	702.783.400	21.760	42.901	545.827.100	12.723
2	2020	2.663	33.842.250	12.708	4.587	96.407.550	21.018	1.199.588	15.480.941.200	12.905
3	2021	18.037	249.356.958	13.825	52.763	1.129.487.496	21.407	124.062	2.105.596.133	16.972
4	2022	217	3.255.000	15.000	25.771	578.266.000	22.439	36.046	659.493.000	18.296
5	2023	936	11.946.000	12.763	23.113	522.759.600	22.618	1.176.035	9.392.739.000	7.987

Lanjutan / Continued

No.	Tahun Years	Swangi / Purple-spotted bigeye			Sunglir / Rainbow runner			Selar Komo / Shrimp scad		
		Volume Volume (Kg)	Nilai Value (Rp)	Harga Rata-rata Average Price (Rp/Kg)	Volume Volume (Kg)	Nilai Value (Rp)	Harga Rata-rata Average Price (Rp/Kg)	Volume Volume (Kg)	Nilai Value (Rp)	Harga Rata-rata Average Price (Rp/Kg)
1	2019	1.594	4.065.850	2.551	2.233	52.031.650	23.301	53.215	565.045.300	10.618
2	2020	1.468	15.499.900	10.559	5.461	116.669.350	21.364	3.062	44.709.000	14.601
3	2021	1.080	12.167.000	11.266	7.848	176.078.838	22.436	1.617	29.248.000	18.088
4	2022	333	3.808.000	11.435	26.609	619.528.000	23.283	1.056	12.387.000	11.730
5	2023	105	1.575.000	15.000	10.790	246.344.000	22.831	61	732.000	12.000



Lanjutan / Continued

No.	Tahun Years	Selar / Slender scaled scad			Sembilang / <i>Plotosus canisus</i>			Tenggiri / Narrow-barred Spanish mackerel		
		Volume Volume (Kg)	Nilai Value (Rp)	Harga Rata-rata Average Price (Rp/Kg)	Volume Volume (Kg)	Nilai Value (Rp)	Harga Rata-rata Average Price (Rp/Kg)	Volume Volume (Kg)	Nilai Value (Rp)	Harga Rata-rata Average Price (Rp/Kg)
1	2019	5.006	25.742.600	5.142	0	0	0	4560	160.341.500	35.163
2	2020	1.563	12.710.200	4.587	0	0	0	2679	92.372.000	34.480
3	2021	245.762	880.613.500	3.583	660	1.650.000	2.500	3.053	142.056.272	46.530
4	2022	0	0	0	0	0	0	5.064	219.888.000	43.422
5	2023	600	13.200.000	0	0	0	0	3.081	133.859.000	43.447

Lanjutan / Continued

No.	Tahun Years	Tuna Mata Besar / Bigeye Tuna			Tuna Madidihang / <i>Thunnus Albacares</i>			Tongkol Krai / Frigate tuna		
		Volume Volume (kg)	Nilai Value (Rp.)	Harga Rata-rata Average Price (Rp/Kg)	Volume Volume (kg)	Nilai Value (Rp.)	Harga Rata-rata Average Price (Rp/Kg)	Volume Volume (kg)	Nilai Value (Rp)	Harga Rata-rata Average Price (Rp/Kg)
1	2019	1.094	39.579.200	36.178	146.901	2.999.802.550	20.421	163.664	1.865.266.650	11.397
2	2020	0	0	0	320.590	5.792.445.650	18.068	193.049	2.311.583.400	11.974
3	2021	1.072	27.436.000	25.593	344.935	6.940.668.839	20.122	268.657	3.493.717.470	13.004
4	2022	2.721	124.262.00	45.668	370.155	8.943.740.000	24.162	95.622	1.439.226.000	15.051
5	2023	268	9.496.000	35.433	213.072	4.354.753.000	20.438	77.490	1.123.123.000	14.949



Lanjutan / Continued

No.	Tahun Years	Tongkol Lisong / <i>Bullet Tuna</i>			Tongkol Como / <i>Eastern Little Tunas</i>			Tengiri Papan / <i>Indo-Pacific king Mackerel</i>		
		Volume Volume (Kg)	Nilai Value (Rp)	Harga Rata-rata Average Price (Rp/Kg)	Volume Volume (Kg)	Nilai Value (Rp)	Harga Rata-rata Average Price (Rp/Kg)	Volume Volume (Kg)	Nilai Value (Rp)	Harga Rata-rata Average Price (Rp/Kg)
1	2019	6.654.504	59.851.033.600	8.994	121.588	1.364.991.500	11.226	90	1.170.000	13.000
2	2020	8.004.292	55.318.988.100	6.911	102.102	1.307.517.700	12.806	0	160.341.500	0
3	2021	6.350.176	79.081.046.672	12.453	250.717	3.554.946.046	14.179	0	92.372.000	0
4	2022	7.435.947	77.973.688.000	10.486	529.603	8.213.689.500	15.509	1.111	31.040.000	27.939
5	2023	3.926.105	43.070.253.700	10.970	129.468	2.066.323.000	15.960	120	6.000.000	50.000

Lanjutan / Continued

No.	Tahun Years	Tembang / <i>Fringescale Sardinella</i>			Talang-Talang / <i>Scomberoides lysan</i>			Tetengkek / <i>Torpedo scad</i>		
		Volume Volume (Kg)	Nilai Value (Rp)	Harga Rata-rata Average Price (Rp/Kg)	Volume Volume (Kg)	Nilai Value (Rp)	Harga Rata-rata Average Price (Rp/Kg)	Volume Volume (Kg)	Nilai Value (Rp)	Harga Rata-rata Average Price (Rp/Kg)
1	2019	1.277.171	4.670.276.100	3.657	1.767	10.955.400	6.200	14.779	94.070.000	6.365
2	2020	2.061.294	8.174.449.600	3.966	5.177	24.427.000	4.718	7.980	53.856.000	6.749
3	2021	517.202	2.805.151.017	5.424	1.226	10.653.000	8.689	8.904	86.330.500	9.696
4	2022	47.565	182.231.500	3.831	183	1.876.000	10.251	420	5.460.000	13.000
5	2023	26.848	149.596.000	5.572	5.177	43.256.000	8.335	114.230	525.744.500	4.603



Lanjutan / Continued

No.	Tahun Years	Teri / Anchovies			Ubur-Ubur / Jelly Fish			Udang Rebon / Other Shrimps		
		Volume Volume (Kg)	Nilai Value (Rp)	Harga Rata-rata Average Price (Rp/Kg)	Volume Volume (Kg)	Nilai Value (Rp)	Harga Rata-rata Average Price (Rp/Kg)	Volume Volume (Kg)	Nilai Value (Rp)	Harga Rata-rata Average Price (Rp/Kg)
1	2019	42.210.600	42.210.600	5.115	0	0	0	0	0	0
2	2020	495.792.600	495.792.600	5.301	0	0	0	0	0	0
3	2021	2.624.950.016	2.624.950.016	5.269	1.481.253	1.185.002.400	800	240	1.680.000	7.000
4	2022	58.426.000	58.426.000	10.716	519.735	434.858.700	837	0	0	0
5	2023	350.707.000	350.707.000	10.819	0	0	0	0	0	0

Lanjutan / Continued

No.	Tahun Years	Ikan Lainnya / Others Fish		
		Volume Volume (Kg)	Nilai Value (Rp)	Harga Rata-rata Average Price (Rp/Kg)
1	2019	0	0	0
2	2020	10.261	27.549.000	2.685
3	2021	0	0	0
4	2022	93	651.000	7.000
5	2023	0	0	0

Tabel 10a. Produksi Ikan Per Bulan dan Per Jenis Ikan di PPN Prigi Tahun 2023
Table 10a. Fish Production By Month and Species in Prigi Fishing Port 2023

No.	<u>Bulan</u> <i>Month</i>	<u>Alu-Alu</u> <i>Great barracuda</i> (Kg)	<u>Albakora</u> <i>Thunnus Alalunga</i> (Kg)	<u>Ayam - Ayam</u> <i>Triger fish</i> (Kg)	<u>Bentong</u> <i>Bigeye scad</i> (Kg)	<u>Beloso</u> <i>Glossogobius giurus</i> (Kg)
1	Januari / <i>January</i>	56	0	1.684	4.379	83
2	Februari / <i>February</i>	123	0	0	1.878	43
3	Maret / <i>March</i>	195	105	629	3.574	61
4	April / <i>April</i>	40	0	1.743	1.634	0
5	Mei / <i>May</i>	0	2.306	1.808	1.592	0
6	Juni / <i>June</i>	0	558	168	12.689	0
7	Juli / <i>July</i>	0	6.746	175	632	0
8	Agustus / <i>August</i>	0	2.284	82	376	0
9	September / <i>September</i>	0	527	202	2.954	0
10	Oktober / <i>October</i>	0	0	0	0	0
11	November / <i>November</i>	0	0	99	2.088	0
12	Desember / <i>December</i>	0	0	7	770	0
Jumlah / <i>Total</i>		414	12.526	6.597	32.566	187

Tabel 10b. Produksi Ikan Per Bulan dan Per Jenis Ikan di PPN Prigi Tahun 2023
Table 10b. Fish Production By Month and Species in Prigi Fishing Port 2023

No.	<u>Bulan</u> Month	<u>Banyar</u> Indiana mackerel (Kg)	<u>Cakalang</u> Skipjack tuna (Kg)	<u>Cucut Lanyam</u> Common squids (Kg)	<u>Cumi - Cumi</u> Requiem sharka (Kg)	<u>Cendro</u> Tylosurus crocodilus (Kg)
1	Januari / January	138	71.364	479	44	412
2	Februari / February	0	10.484	0	0	0
3	Maret / March	69	66.153	467	556	15
4	April / April	0	67.845	1.319	157	0
5	Mei / May	0	126.798	4.389	1.246	0
6	Juni / June	0	218.481	4.651	0	0
7	Juli / July	0	66.252	4.048	107	0
8	Agustus / August	0	33.362	5.051	10	0
9	September / September	0	27.933	20.750	26	0
10	Oktober / October	0	9.138	25.190	0	0
11	November / November	0	11.638	26.468	2	0
12	Desember / December	0	14.398	11.358	17	0
Jumlah / Total		207	723.846	104.170	2.165	427



Tabel 10c. Produksi Ikan Per Bulan dan Per Jenis Ikan di PPN Prigi Tahun 2023
Table 10c. Fish Production By Month and Species in Prigi Fishing Port 2023

No.	<u>Bulan</u> <i>Month</i>	<u>Gulama</u> <i>Croacker</i> (Kg)	<u>Julung-julung</u> <i>Garfish and Halfbeaks</i> (Kg)	<u>Kembung</u> <i>Shirt bodied mackerel</i> (Kg)	<u>Kakap Merah</u> <i>Luttjanus sp</i> (Kg)	<u>Kenyar</u> <i>Striped bonito</i> (Kg)
1	Januari / <i>January</i>	0	0	151	8	0
2	Februari / <i>February</i>	0	93	46	8	0
3	Maret / <i>March</i>	172	0	452	73	0
4	April / <i>April</i>	1.355	0	68	27	0
5	Mei / <i>May</i>	526	0	3.070	95	0
6	Juni / <i>June</i>	58	0	2.551	0	0
7	Juli / <i>July</i>	1.244	0	2.749	61	498
8	Agustus / <i>August</i>	62	480	3.733	0	444
9	September / <i>September</i>	0	0	756	0	0
10	Oktober / <i>October</i>	0	0	0	0	0
11	November / <i>November</i>	0	0	107	0	7.260
12	Desember / <i>December</i>	206	84	1.593	0	31.599
Jumlah / <i>Total</i>		3.623	657	15.276	272	39.801



Tabel 10d. Produksi Ikan Per Bulan dan Per Jenis Ikan di PPN Prigi Tahun 2023
Table 10d. Fish Production By Month and Species in Prigi Fishing Port. 2023

No.	<u>Bulan</u> Month	<u>Kekek Jawa</u> Moonfish (Kg)	<u>Kerapu Balong</u> Honeycomb grouper (Kg)	<u>Kwee</u> Bigeye Travelly (Kg)	<u>Kurisi</u> Ornate threadfin bream (Kg)	<u>Layaran</u> Indo-pacific sailfish (Kg)
1	Januari / January	1.544	0	7.538	137	6.144
2	Februari / February	0	24	273	0	0
3	Maret / March	72.901	115	530	20	100
4	April / April	444	24	334	0	282
5	Mei / May	308.840	0	0	54	107
6	Juni / June	132.122	0	18	0	125
7	Juli / July	1.294.952	0	47	0	155
8	Agustus / August	620.307	0	2.079	0	34
9	September / September	89.308	0	204	823	238
10	Oktober / October	90.586	0	11.853	0	90
11	November / November	11.071	0	100	0	0
12	Desember / December	0	0	23	0	0
Jumlah / Total		2.622.075	163	22.999	1.034	7.275



Tabel 10e. Produksi Ikan Per Bulan dan Per Jenis Ikan di PPN Prigi Tahun 2023
Table 10e. Fish Production By Month and Species in Prigi Fishing Port. 2023

No.	Bulan Month	Lemadang Common dolphinfish (Kg)	Lemuru Indian Oil Sardinella (Kg)	Layang Deles Shortfin Scad (Kg)	Layang Anggur Redtail scad (Kg)	Layang Benggol Slander scad (Kg)
1	Januari / January	6.317	228.607	73	275	81.113
2	Februari / February	1.178	59.043	0	311	15.957
3	Maret / March	2.287	140.220	0	651	56.459
4	April / April	543	114.662	45.931	423	119.628
5	Mei / May	2.544	100.657	42.504	112.446	176.127
6	Juni / June	7.439	494.651	1.182.245	458.953	191.913
7	Juli / July	4.657	165.422	435.748	381.512	97.627
8	Agustus / August	6.158	170.182	171.904	307.699	29.622
9	September / September	4.911	539.598	1.685.333	269.847	85.247
10	Oktober / October	3.797	2.462.548	196.092	7.476	44.158
11	November / November	1.773	2.452.639	993.388	76.973	367.235
12	Desember / December	3.918	1.505.913	594.614	0	121.360
Jumlah / Total		45.522	8.434.142	5.347.832	1.616.566	1.386.446



Tabel 10f. Produksi Ikan Per Bulan dan Per Jenis Ikan di PPN Prigi Tahun 2023
Table 10f. Fish Production By Month and Species in Prigi Fishing Port 2023

No.	Bulan Month	Layur Hairtails (Kg)	Manyung Bronze catfish (Kg)	Peperek Toothpony (Kg)	Pari Kelelawar Japanese devilrays (Kg)	Slengseng Spotted chub mackerel (Kg)
1	Januari / January	0	0	0	163	0
2	Februari / February	0	0	37	0	0
3	Maret / March	0	0	43	0	625
4	April / April	397	0	0	11	0
5	Mei / May	19.346	0	660	0	1.104
6	Juni / June	10.185	0	77.888	0	0
7	Juli / July	3.747	0	33.953	195	1.324
8	Agustus / August	77.312	4.995	15.220	306	444
9	September / September	13.732	0	27.284	0	184.075
10	Oktober / October	9.168	0	12.276	0	154.513
11	November / November	1.214	0	245	0	831.501
12	Desember / December	0	0	13.684	261	2.449
Jumlah / Total		135.101	4.995	181.290	936	1.176.035



Tabel 10g. Produksi Ikan Per Bulan dan Per Jenis Ikan di PPN Prigi Tahun 2023
Table 10g. Fish Production By Month and Species in Prigi Fishing Port. 2023

No.	Bulan Month	Setuhuk Hitam Black marlin (Kg)	Sunglir Rainboe runner (Kg)	Selar Komo Srimph scad (Kg)	Swanggi Purple spotted (Kg)	Selar Kuning Yellowstripe scad (Kg)
1	Januari / January	224	2.365	0	0	0
2	Februari / February	354	549	0	0	0
3	Maret / March	5.422	1.231	0	0	444
4	April / April	5.540	1.226	0	0	0
5	Mei / May	5.992	805	0	0	0
6	Juni / June	3.587	963	0	0	0
7	Juli / July	1.047	676	0	0	156
8	Agustus / August	842	997	0	0	0
9	September / September	21	353	0	105	0
10	Oktober / October	60	1.183	0	0	0
11	November / November	24	317	0	0	0
12	Desember / December	0	125	61	0	0
Jumlah / Total		23.113	10.790	61	105	600



Tabel 10h. Produksi Ikan Per Bulan dan Per Jenis Ikan di PPN Prigi Tahun 2023
Table 10h. Fish Production By Month and Species in Prigi Fishing Port. 2023

No.	<u>Bulan</u> Month	<u>Tongkol Lisong</u> Bullet tuna (Kg)	<u>Tuna Mata Besar</u> Bigeye Tuna (Kg)	<u>Tembang</u> Deepbody Sardinella (Kg)	<u>Tongkol Krai</u> Frigate tuna (Kg)	<u>Tongkol Como</u> Eastent little tuna (Kg)
1	Januari / January	1.056	0	2.175	0	22.919
2	Februari / February	2.939	0	10.460	0	5.179
3	Maret / March	255.865	0	5.957	0	47.189
4	April / April	492.286	0	0	444	3.358
5	Mei / May	204.896	152	3.887	2.325	8.236
6	Juni / June	86.061	0	660	36.634	18.633
7	Juli / July	4.184	116	0	19.703	5.785
8	Agustus / August	1.530.734	0	3.366	13.342	4.644
9	September / September	374.953	0	168	2.274	2.036
10	Oktober / October	433.967	0	175	0	5.748
11	November / November	193.888	0	0	1.448	925
12	Desember / December	345.276	0	0	1.320	4.816
Jumlah / Total		3.926.105	268	26.848	77.490	129.468

Tabel 10i. Produksi Ikan Per Bulan dan Per Jenis Ikan di PPN Prigi Tahun 2023
Table 10i. Fish Production By Month and Species in Prigi Fishing Port. 2023

No.	Bulan Month	Tengiri Papan <i>Indo pacific king mackerel</i> (Kg)	Tetengkek <i>Torpedo scad</i> (Kg)	Tengiri <i>Narrow-barred spanis</i> (Kg)	Talang-Talang <i>Scomberoides</i> (Kg)	Teri <i>Anchoies</i> (Kg)
1	Januari / <i>January</i>	120	2.569	542	377	0
2	Februari / <i>February</i>	0	0	295	0	141
3	Maret / <i>March</i>	0	10.886	939	3.696	0
4	April / <i>April</i>	0	0	398	0	864
5	Mei / <i>May</i>	0	45.076	103	660	8.658
6	Juni / <i>June</i>	0	32.179	636	444	0
7	Juli / <i>July</i>	0	20.255	14	0	10.698
8	Agustus / <i>August</i>	0	2.160	64	0	0
9	September / <i>September</i>	0	0	18	0	589
10	Oktober / <i>October</i>	0	0	0	0	0
11	November / <i>November</i>	0	175	0	0	80
12	Desember / <i>December</i>	0	930	72	0	11.385
Jumlah / <i>Total</i>		120	114.230	3.081	5.177	32.415

Tabel 10j. Produksi Ikan Per Bulan dan Per Jenis Ikan di PPN Prigi Tahun 2023
Table 10j. Fish Production By Month and Species in Prigi Fishing Port 2023

No.	<u>Bulan</u> Month	<u>Madidihang</u> Yellowfin Tuna (Kg)	<u>Kerong-Kerong</u> Terapontidae (Kg)	<u>Pari Kembang</u> Stringrays (Kg)	<u>Gindara</u> Lepidocybium flavorabrunneum (Kg)	<u>Buntal</u> Milkspotteed puffer (Kg)
1	Januari / January	9.853	0	0	0	0
2	Februari / February	8.806	0	0	0	0
3	Maret / March	48.323	0	0	0	0
4	April / April	49.282	0	0	0	0
5	Mei / May	55.434	0	0	0	0
6	Juni / June	16.111	0	0	0	0
7	Juli / July	14.825	0	85	3.916	27.606
8	Agustus / August	4.606	1.896	0	1.100	825
9	September / September	5.115	0	0	0	1.540
10	Oktober / October	1080	0	0	0	0
11	November / November	826	0	0	60	0
12	Desember / December	1492	0	0	0	0
Jumlah / Total		215.753	1.896	85	5.076	29.971



Tabel 11. Produksi Ikan Per Alat Tangkap di PPN Prigi Tahun 2019- 2023
Table 11. Fish Production By Fishing Gear Type in Prigi Fishing Port 2019-2023

No	Tahun Years	Jumlah Total (Kg)	Pukat Cincin >30 GT Purse Seine One Boat (Kg)	Pukat Cincin < 30 GT Purse Seine Two Boats (Kg)	Pancing Tonda Trawl Lines (Kg)	Payang Pelagic Danish (Kg)	Jaring Insang Hanyut Drift Gill Nets (Kg)	Pancing Ulur Hand lines (Kg)
1	2019	28.822.884	249.946	27.199.132	790.551	192.267	106.900	284.088
2	2020	24.928.229	106.021	22.223.292	1.091.663	525.739	112.729	868.785
3	2021	21.392.416	470.633	17.326.767	815.162	1.174.965	58.789	1.546.100
4	2022	13.322.160	890.749	10.232.104	655.823	1.137.019	25.515	380.950
5	2023	26.525.143	679.494	24.666.383	499.304	602.063	13.495	64.395



Tabel 12a. Produksi Ikan Per Bulan dan Per Alat Tangkap di PPN Prigi Tahun 2019
Table 12a. Fish Production By Month and Fishing Gear Type in Prigi Fishing Port. 2019

No	<u>Bulan</u> Months	<u>Jumlah</u> Total (Kg)	<u>Pukat Cincin >30</u> <u>GT</u> Purse Seine One Boat (Kg)	<u>Pukat Cincin < 30</u> <u>GT</u> Purse Seine Two Boats (Kg)	<u>Pancing</u> <u>Tonda</u> Trawl Lines (Kg)	<u>Payang</u> Pelagic Danish (Kg)	<u>Jaring Insang</u> <u>Hanyut</u> Drift Gill Nets (Kg)	<u>Pancing</u> <u>Ulur</u> Hand lines (Kg)
1	Jan / Jan	386.857	2.840	335.060	13.022	6.653	23.367	5.915
2	Peb / Feb	360.166	43.929	238.796	15.402	495	11.191	50.353
3	Maret / March	696.037	35.425	529.603	43.058	413	4.304	83.234
4	April / April	1.550.355	40.077	1.446.536	56.265	0	790	6.687
5	Mei / May	1.535.972	21.098	1.438.661	67.157	6.928	722	1.406
6	Juni / June	1.825.077	27.554	1.624.734	112.840	35.009	437	24.503
7	Juli / July	4.184.067	10.606	4.010.464	125.722	23.445	2.991	10.839
8	Agt / Aug	1.886.533	1.298	1.748.944	62.760	26.546	402	46.583
9	Sept / Sept	2.636.533	31.972	2.379.131	109.536	50.215	17.689	47.990
10	Okt / Oct	5.077.563	6.907	4.939.762	88.914	24.422	14.299	3.259
11	Nop / Nov	5.129.543	18.181	5.057.549	39.798	7.229	6.408	378
12	Des / Dec	3.554.181	10.059	3.449.892	56.077	10.912	24.300	2.941
Jumlah / Total		28.822.884	249.946	27.199.132	790.551	192.267	106.900	284.088

Tabel 12b. Produksi Ikan Per Bulan dan Per Alat Tangkap di PPN Prigi Tahun 2020
Table 12b. Fish Production By Month and Fishing Gear Type in Prigi Fishing Port. 2020

\	Bulan Months	Jumlah Total (Kg)	Pukat Cincin >30	Pukat Cincin < 30	Pancing Tonda	Payang Pelagic	Jaring Insang Hanyut	Pancing Ulur
			GT Purse Seine One Boat (Kg)	GT Purse Seine Two Boats (Kg)	Trawl Lines (Kg)	Danish (Kg)	Drift Gill Nets (Kg)	Hand lines (Kg)
1	Jan / Jan	2.383.092	12.283	2.233.979	64.997	32.750	4.348	34.735
2	Peb / Feb	1.772.043	7.447	.611.234	102.818	21.014	5.860	23.670
3	Maret / March	2.349.302	10.576	2.150.316	121.665	1.449	13.512	51.784
4	April / April	2.365.194	2.106	2.307.642	13.308	253	1.670	40.215
5	Mei / May	1.444.937	3.159	1.303.175	82.870	20.272	505	34.956
6	Juni / June	1.305.075	6.583	1.106.399	42.237	124.632	920	24.304
7	Juli / July	2.684.150	5.816	2.379.865	125.236	115.074	12.327	45.832
8	Agt / Aug	1.601.534	4.046	1.246.151	182.582	26.654	8.376	133.725
9	Sept / Sept	3.088.989	14.876	2.497.907	156.730	70.359	6.459	342.658
10	Okt / Oct	3.702.172	4.909	3.441.928	105.232	53.388	4.085	92.630
11	Nop / Nov	1.542.194	17.654	1.360.552	63.831	39.778	32.342	28.037
12	Des / Dec	689.547	16.566	584.144	30.157	20.116	22.325	16.239
Jumlah / Total		24.928.229	106.021	22.223.292	1.091.663	525.739	112.729	868.785

Tabel 12c. Produksi Ikan Per Bulan dan Per Alat Tangkap di PPN Prigi Tahun 2021
Table 12c. Fish Production By Month and Fishing Gear Type in Prigi Fishing Port 2021

No	Bulan Months	Jumlah Total (Kg)	Pukat Cincin >30	Pukat Cincin < 30	Pancing Tonda	Payang	Jaring Insang Hanyut	Pancing Ulur
			GT Purse Seine One Boat (Kg)	GT Purse Seine Two Boats (Kg)	Trawl Lines (Kg)	Pelagic Danish (Kg)	Drift Gill Nets (Kg)	Hand lines (Kg)
1	Jan / Jan	700.874	4.236	649.660	13.859	1.001	13.843	18.275
2	Peb / Feb	144.090	13.128	97.700	11.421	325	9.844	11.672
3	Maret / March	872.680	45.950	721.691	60.180	9.081	5.396	30.382
4	April / April	711.504	59.087	555.706	68.572	5.831	617	21.691
5	Mei / May	1.365.398	54.206	1.192.470	73.216	8.503	135	36.868
6	Juni / June	2.342.838	91.172	1.720.388	124.400	338.131	4.992	63.755
7	Juli / July	911.324	80.052	527.952	117.657	168.876	0	16.787
8	Agt / Aug	1.332.908	37.571	1.020.223	128.741	134.520	3.409	8.444
9	Sept / Sept	3.946.868	22.540	3.758.002	107.906	36.741	5.909	15.770
10	Okt / Oct	4.875.209	26.005	4.626.252	68.899	121.732	5.743	26.578
11	Nop / Nov	3.325.001	18.281	1.751.602	26.709	277.393	4.744	1.246.272
12	Des / Dec	863.722	18.405	705.121	13.602	72.831	4.157	49.606
Jumlah / Total		21.392.416	470.633	17.326.767	815.162	1.174.965	58.789	1.546.100

Tabel 12d. Produksi Ikan Per Bulan dan Per Alat Tangkap di PPN Prigi Tahun 2022
Table 12d. Fish Production By Month and Fishing Gear Type in Prigi Fishing Port. 2022

No	Bulan Months	Jumlah Total (Kg)	Pukat Cincin >30	Pukat Cincin	Pancing Tonda Trawl Lines (Kg)	Payang Pelagic Danish (Kg)	Jaring Insang Hanyut Drift Gill Nets (Kg)	Pancing Ulur Hand lines (Kg)
			GT Purse Seine One Boat (Kg)	< 30 GT Purse Seine Two Boats (Kg)				
1	Jan / Jan	465.652	27.453	385.542	10.220	18.232	4.319	19.886
2	Peb / Feb	366.161	60.775	259.285	12.346	4.360	5.755	23.640
3	Maret / March	881.802	131.268	679.873	43.878	3.187	2.966	20.630
4	April / April	1.252.300	142.529	1.039.748	56.584	2.116	848	10.475
5	Mei / May	339.734	104.227	137.517	83.400	7.319	629	6.642
6	Juni / June	348.407	102.727	132.732	94.174	12.215	875	5.684
7	Juli / July	1.688.389	103.777	1.371.390	85.307	121.583	1.833	4.499
8	Agt / Aug	3.183.795	39.870	3.041.209	75.908	26.808	0	0
9	Sept / Sept	2.370.363	64.680	1.860.919	92.016	329.404	309	23.035
10	Okt / Oct	1.492.356	39.458	857.227	55.755	341.197	2.763	195.956
11	Nop / Nov	624.784	42.916	285.786	27.825	209.228	2.620	56.409
12	Des / Dec	308.417	31.069	180.876	18.410	61.370	2.598	14.094
Jumlah / Total		13.322.160	890.749	10.232.104	655.823	1.137.019	25.515	380.950

Tabel 12e. Produksi Ikan Per Bulan dan Per Alat Tangkap di PPN Prigi Tahun 2023
Table 12e. Fish Production By Month and Fishing Gear Type in Prigi Fishing Port 2023

No	<u>Bulan</u> <i>Months</i>	<u>Jumlah</u> <i>Total</i> (Kg)	<u>Pukat Cincin</u> <u>>30 GT</u> <i>Purse Seine One</i> <i>Boat</i> (Kg)	<u>Pukat Cincin</u> <u>< 30 GT</u> <i>Purse Seine Two</i> <i>Boats</i> (Kg)	<u>Pancing</u> <u>Tonda</u> <i>Trawl Lines</i> (Kg)	<u>Payang</u> <i>Pelagic Danish</i> (Kg)	<u>Jaring Insang</u> <u>Hanyut</u> <i>Drift Gill Nets</i> (Kg)	<u>Pancing</u> <u>Ulur</u> <i>Hand lines</i> (Kg)
1	Jan / <i>Jan</i>	452.909	53.674	261.167	9.843	119.767	2.547	5.911
2	Peb / <i>Feb</i>	118.221	28.096	68.045	8.224	8.522	2.441	2.893
3	Maret / <i>March</i>	726.982	62.094	593.931	62.632	140	1.391	6.794
4	April / <i>April</i>	907.026	63.111	775.269	58.693	6.199	363	3.391
5	Mei / <i>May</i>	1.242.443	174.267	877.473	64.753	104.344	2.207	19.399
6	Juni / <i>June</i>	2.990.603	107.220	2.688.799	94.831	86.643	199	12.911
7	Juli / <i>July</i>	2.610.917	56.128	2.418.125	39.634	92.007	1.012	4.011
8	Agt / <i>Aug</i>	3.016.722	29.787	2.827.885	41.026	112.775	376	4.873
9	Sept / <i>Sept</i>	3.340.920	38.820	3.239.248	34.509	26.350	425	1.568
10	Okt / <i>Oct</i>	3.469.098	14.822	3.390.769	36.281	26.268	123	835
11	Nop / <i>Nov</i>	4.981.562	22.249	4.923.799	32.153	1.883	1.019	459
12	Des / <i>Dec</i>	2.667.731	29.226	2.601.873	16.725	17.165	1.392	1.350
Jumlah / Total		26.525.134	679.494	24.666.383	499.304	602.063	13.495	64.395

Tabel 13a. Produksi Ikan Per Jenis Ikan dan Per Alat Tangkap di PPN Prigi Tahun 2023
Table 13a. Fish Production By Species and Fishing Gear Type in Prigi Fishing Port 2023

No	Alat Tangkap Fishing Gear	Jumlah Total (Kg)	Alu-Alu Great barracuda (Kg)	Albakora Thunnus alalunga (Kg)	Ayam-Ayam Triger fish (Kg)	Bentong Bigeye scad (Kg)	Beloso Greater lizardfish (Kg)	Cendro Tylosurus crocodilus (Kg)	Cakalang Skipjack tuna (Kg)	Cucut lanyam Requiem sharks (Kg)
1	Pukat Cincin 1 Kapal / Purse seine one boat	679.494	0	0	3.060	0	0	0	285.504	24
2	Pukat Cincin 2 Kapal / Purse seine two boat	24.661.367	0	0	3.217	17.538	0	412	210.846	1.235
3	Jaring Insang / Gill nets	13.495	0	0	0	3.237	187	0	0	18
4	Payang / Pelagic Danish Seine	604.063	0	0	265	0	0	0	0	0
5	Pancing Tonda / Trawl lines	499.304	0	12.526	55	0	0	0	227.415	735
6	Pancing Ulur / Hand Lines	64.395	414	0	0	11.791	0	15	81	153
Jumlah / Total		26.525.134	414	12.526	6.597	32.566	187	427	723.846	2.165

Lanjutan / Continued

No	Alat Tangkap Fishing Gear	Cumi-cumi C. Squidsnei (Kg)	Gulamah Croackers (Kg)	Gindara Lepidocybium flavobrunneum (Kg)	Julung-Julung Garfish halfbeaks (Kg)	Kembung Shirt-mackerel (Kg)	Kwee Bigeye travally (Kg)	Kakap Merah Red snappers (Kg)	Kenyar Striped Bonito (Kg)	Kerapu Balong Honey Grouper (Kg)
1	Pukat Cincin 1 Kapal / Purse seine one boat	25.645	0	0	0	0	0	23	0	0
2	Pukat Cincin 2 Kapal / Purse Seine two boats	0	0	5016	84	12.317	7.345	0	39.747	0
3	Jaring Insang / Gill Nets	0	729	0	93	1.231	0	0	21	0
4	Payang / Pelagic Danish Seine	30	0	0	480	940	13.795	0	0	0
5	Pancing Tonda / Trawl lines	78.495	0	60	0	0	574	65	0	0
6	Pancing Ulur / Hand Lines	0	3.623	0	0	788	1.285	184	33	163
Jumlah / Total		104.170	3.623	5076	657	15.483	22.999	272	39.801	163



Lanjutan / Continued

No	Alat Tangkap Fishing Gear	Kekek Jawa Moonfish (Kg)	Kurisi Ornate Thread (Kg)	Lemuru Sardinella L (Kg)	Layaran Indo Pasific S (Kg)	Layang Deles Shortfine scad (Kg)	Layang Anggur Redtail scad (Kg)	Layang Benggol Slander scad (Kg)	Layur Hairtail (Kg)	Lemadang C. dolphinfish (Kg)
1	Pukat Cincin 1 Kapal / Purse seine one boat	0	0	0	243	0	0	204.621	0	18.391
2	Pukat Cincin 2 Kapal / Purse seine two boat	2.619.815	0	7.925.793	6.596	5.339.159	1.608.003	1.171.871	95.015	1581
3	Jaring Insang / Gill nets	0	274	832	0	73	41	0	15	0
4	Payang / Pelagic Danish Seine	2.260	760	507.517	0	8.600	4.723	0	3.484	135
5	Pancing Tonda / Trawl lines	0	0	0	436	0	0	9.484	6	25.302
6	Pancing Ulur / Hand Lines	0	0	0	0	0	3.779	488	36.581	113
Jumlah / Total		2.622.075	1.034	8.434.142	7.257	5.347.832	1.616.566	1.386.464	135.101	45.522

Lanjutan / Continued

No	Alat Tangkap Fishing Gear	Manyung Giant Catf (Kg)	Pari Kelelawar Devilray (Kg)	Peperek Phony Fishes (Kg)	Setuhuk Hitam Black Marlin (Kg)	Slengseng Spotted Chub M (Kg)	Sunglir Rainbow.Runner (Kg)	Selar Komo Shrimp scad (Kg)	Swanggi Purple-spotted (Kg)	Tuna Madidihang Yellow Fin Tuna (Kg)
1	Pukat Cincin 1 Kapal / Purse seine one boat	0	0	0	602	0	5.331	0	0	95.232
2	Pukat Cincin 2 Kapal / Purse Seine two boats	4.995	677	164.804	0	1.174.931	906	0	0	18.550
3	Jaring Insang / Gill Nets	0	53	80	0	51	0	61	105	0
4	Payang / Pelagic Danish Seine	0	0	16.406	0	175	1.534	0	0	0
5	Pancing Tonda / Trawl lines	0	194	0	22.511	0	2.150	0	0	98.976
6	Pancing Ulur / Hand Lines	0	11	0	0	878	869	0	0	314
Jumlah / Total		4.995	936	181.290	23.113	1.176.035	10.790	61	105	213.072



Lanjutan / Continued

No	Alat Tangkap Fishing Gear	Tembang Deepbody (Kg)	Tongkol Lisong Bullet tuna (Kg)	Tenggiri Narrow barred (Kg)	Tongkol Como Eastren little tuna (Kg)	Tongkol Krai Frigate tuna (Kg)	Tuna Mata Besar Bigeye Tuna (Kg)	Tetengkek Torpedo scad (Kg)	Teri Anchoives (Kg)	Talang Talang Scomberoides (Kg)
1	Pukat Cincin 1 Kapal / Purse seine one boat	0	35.147	916	0	4.775	0	0	0	0
2	Pukat Cincin 2 Kapal / Purse seine two boat	20.625	3.887.503	14	115.570	63.840	0	111.619	1.544	4.800
3	Jaring Insang / Gill nets	5.908	755	0	83	0	0	0	0	377
4	Payang / Pelagic Danish Seine	315	1.077	0	4.136	8.866	268	2.508	30.871	0
5	Pancing Tonda / Trawl lines	0	887	636	9.662	2.302	0	0	0	0
6	Pancing Ulur / Hand Lines	0	736	1.515	17	29	0	103	0	0
Jumlah / Total		26.848	3.926.105	3.081	129.468	77.490	268	114.230	32.415	5.177

Lanjutan / Continued

No	Alat Tangkap Fishing Gear	Tenggiri Papan Ludo Pacific King Mackerel (Kg)	Kerong-Kerong Terapontidae (Kg)	Pari Kembang Stringrays (Kg)	Selar Kuning Yellowstripe scad (Kg)	Buntal Milkspotted (Kg)
1	Pukat Cincin 1 Kapal / Purse seine one boat	0	0	0	0	0
2	Pukat Cincin 2 Kapal / Purse Seine two boats	0	0	0	444	29.971
3	Jaring Insang / Gill Nets	7	0	0	0	0
4	Payang / Pelagic Danish Seine	0	1.896	0	156	0
5	Pancing Tonda / Trawl lines	0	0	0	0	0
6	Pancing Ulur / Hand Lines	120	0	85	0	0
Jumlah / Total		120	1.896	85	600	29.971



LAMPIRAN III PERBEKALAN KAPAL

LOGISTIC OF FISHING BOAT



0811-3608-113 (WA)



@ppn_prigi



@ppnprigi



PPN Prigi

77

Tabel 14. Jumlah Perbekalan Kapal Perikanan di Pelabuhan Perikanan Nusantara Prigi Tahun 2019 – 2023
Table 14. Supply of Fishing Boats Logistic In Prigi Fishing Port. 2019 - 2023

No	Tahun / Years	Es / Ice (ton)	Air / Fresh Water (ton)	Solar / Fuel (ton)	Olie / Oil (ton)	Bensin / Gasoline (ton)
1	2019	15.411.01	10.152.70	4.319.80	88.84	905.70
2	2020	7.208.08	18.614.31	6.386.44	169.47	455.41
3	2021	6.613.25	27.090.00	5.814.58	156.56	419.48
4	2022	5.450.64	30.242.82	3.621.81	155.90	478.51
5	2023	7.013.37	34.662.37	5.309.90	183.87	717.51



Tabel 15a. Jumlah Perbekalan Kapal Perikanan di Pelabuhan Perikanan Nusantara Prigi Tahun 2019
Table 15a. Supply of Fishing Boats Logistic In Prigi Fishing Port 2019

No	Bulan / Month	Es / Ice (ton)	Air / Fresh Water (ton)	Solar / Fuel (ton)	Olie / Oil (ton)	Bensin / Gasoline (ton)
1	Januari / January	127.89	575.53	74.89	2.38	13.44
2	Pebruari / February	255.57	728.64	98.87	2.65	16.20
3	Maret / March	497.84	642.00	149.89	3.56	26.46
4	April / April	639.90	743.15	323.16	6.45	69.90
5	Mei / May	896.66	741.08	318.52	6.36	67.62
6	Juni / June	1.220.51	787.92	278.60	5.73	54.30
7	Juli / July	2.040.07	959.28	448.86	8.98	96.36
8	Agustus / Aug	1.158.56	994.70	331.70	7.01	71.88
9	September / September	1.633.29	990.37	551.94	11.83	121.44
10	Oktober / October	2.726.10	1.023.37	712.30	12.12	129.66
11	Nopember / November	2.511.50	975.32	531.82	11.00	123.42
12	Desember / December	1.703.12	991.34	499.25	10.77	115.02
Jumlah / Total		15.411.01	10.152.70	4.319.80	88.84	905.70

Tabel 15b. Jumlah Perbekalan Kapal Perikanan di Pelabuhan Perikanan Nusantara Prigi Tahun 2020
Table 15b. Supply of Fishing Boats Logistic In Prigi Fishing Port 2020

No	Bulan / Month	Es / Ice (ton)	Air / Fresh Water (ton)	Solar / Fuel (ton)	Olie / Oil (ton)	Pertalite/ Gasoline (ton)
1	Januari / January	644.95	2.139.39	619.58	16.60	49.00
2	Pebruari / February	699.13	1.567.81	686.39	14.50	41.60
3	Maret / March	809.15	1.074.09	543.98	14.32	41.45
4	April / April	708.75	920.77	616.04	15.31	47.56
5	Mei / May	644.00	940.08	385.99	9.11	27.32
6	Juni / June	446.43	920.16	407.26	10.05	25.05
7	Juli / July	596.13	1.035.20	518.14	14.13	36.66
8	Agustus / Aug	466.38	1.201.96	526.09	14.30	35.89
9	September / September	301.30	1.478.43	648.77	21.89	50.03
10	Oktober / October	738.88	1.845.77	768.39	20.98	57.34
11	Nopember / November	662.75	2.619.84	432.02	12.36	30.20
12	Desember / December	517.25	2.870.81	233.80	5.93	13.32
Jumlah / Total		7.208.08	18.614.31	6.386.44	169.47	455.41

Tabel 15c. Jumlah Perbekalan Kapal Perikanan di Pelabuhan Perikanan Nusantara Prigi Tahun 2021
Table 15c. Supply of Fishing Boats Logistic In Prigi Fishing Port 2021

No	Bulan / Month	Es / Ice (ton)	Air / Fresh Water (ton)	Solar / Fuel (ton)	Olie / Oil (ton)	Pertalite/ Gasoline (ton)
1	Januari / January	324.50	2.634.17	335.84	7.71	18.48
2	Pebruari / February	245.75	2.072.00	173.02	4.23	7.94
3	Maret / March	572.62	1.993.17	597.43	12.15	29.92
4	April / April	489.38	2.285.50	529.28	12.88	33.91
5	Mei / May	545.25	2.456.70	786.09	16.73	44.34
6	Juni / June	1.041.50	1.844.57	765.68	15.49	41.16
7	Juli / July	500.25	2.466.42	412.84	11.05	25.97
8	Agustus / Aug	507.00	2.127.95	428.27	10.81	27.04
9	September / September	748.50	1.750.13	662.88	22.14	67.04
10	Oktober / October	737.25	2.303.97	629.95	22.95	64.10
11	Nopember / November	505.50	4.394.57	321.27	12.00	39.83
12	Desember / December	395.75	2.531.85	172.03	8.42	19.75
Jumlah / Total		6.613.25	29.090.00	5.814.58	156.56	419.48

Tabel 15d. Jumlah Perbekalan Kapal Perikanan di Pelabuhan Perikanan Nusantara Prigi Tahun 2022
Table 15d. Supply of Fishing Boats Logistic In Prigi Fishing Port 2022

No	Bulan / Month	Es / Ice (ton)	Air / Fresh Water (ton)	Solar / Fuel (ton)	Olie / Oil (ton)	Pertalite/ Gasoline (ton)
1	Januari / January	270.00	2.016.98	173.44	7.39	16.00
2	Pebruari / February	325.80	1.520.41	160.55	5.92	13.57
3	Maret / March	498.13	2.011.01	479.24	24.97	48.83
4	April / April	577.18	2.063.00	444.66	16.76	47.73
5	Mei / May	348.15	2.317.00	209.51	7.76	26.36
6	Juni / June	331.27	2.116.10	115.66	5.37	20.78
7	Juli / July	532.65	2.911.15	300.50	14.42	47.26
8	Agustus / Aug	532.65	2.553.63	601.77	25.60	86.65
9	September / September	718.13	3.758.86	492.36	17.16	70.04
10	Oktober / October	452.03	3.163.97	290.41	11.67	39.10
11	Nopember / November	451.25	3.094.42	204.17	10.36	35.16
12	Desember / December	413.40	2.716.29	149.54	8.52	27.03
Jumlah / Total		5.450.64	30.242.82	3.621.81	155.90	478.51

Tabel 15e. Jumlah Perbekalan Kapal Perikanan di Pelabuhan Perikanan Nusantara Prigi Tahun 2023
Table 15e. Supply of Fishing Boats Logistic In Prigi Fishing Port 2023

No	Bulan / Month	Es / Ice (ton)	Air / Fresh Water (ton)	Solar / Fuel (ton)	Olie / Oil (ton)	Bensin / Gasoline (ton)
1	Januari / January	445.10	3.368.00	137.27	7.01	22.40
2	Pebruari / February	293.37	2.915.20	77.87	3.72	10.05
3	Maret / March	576.75	1.872.69	429.95	15.48	49.73
4	April / April	509.27	2.525.88	324.47	11.49	55.86
5	Mei / May	692.83	2.426.74	300.63	7.51	27.63
6	Juni / June	766.05	3.297.89	542.84	18.06	73.46
7	Juli / July	712.25	2.941.96	652.62	22.34	90.42
8	Agustus / Aug	716.50	3.653.29	612.78	21.64	86.31
9	September / September	714.00	3.304.92	602.67	20.20	81.27
10	Oktober / October	626.25	2.555.38	665.16	23.04	90.07
11	Nopember / November	521.25	2.570.22	566.54	19.52	76.98
12	Desember / December	439.75	3.230.20	397.10	13.86	53.33
Jumlah / Total		7.013.37	34.662.37	5.309.90	183.87	717.51

LAMPIRAN IV DISTRIBUSI IKAN

FISH DISTRIBUTION



Tabel 16. Produksi Ikan Yang Diolah Menurut Jenis Pengolahan di PPN Prigi Tahun 2019-2023
Table 16. Fish Production was Processed By Processing Type in PPN Prigi. 2019 - 2023

No.	Tahun Years	Jenis Pengolahan / Processing Type							Jumlah (Kg) Total (Kg)
		Pendinginan Cooling	Pindang Boiling	Pengasapan Smoking	Kering/Asin Drying/Salting	Tepung Ikan Fishmeal	Pembekuan frozen	Olahan lainnya	
1	2019	9.534.294	9.095.351	784.854	4.924.214	2.533.265	1.924.712	26.194	28.822.884
2	2020	10.807.487	9.227.443	566.463	1.937.857	26.450	2.359.669	3.860	24.928.229
3	2021	6.626.411	11.376.615	1.132.448	2.015.360	94.274	143.843	3.465	21.392.416
4	2022	7.790.934	4.276.438	323.408	77.678	80.039	769.063	4.600	13.322.160
5	2023	9.288.482	13.467.603	363.871	1.128.077	1.284.711	986.808	5.582	26.525.134



Tabel 16a. Produksi Ikan Yang Diolah Per Bulan Menurut Jenis Pengolahan di PPN Prigi Tahun 2019
Table 16a. Fish Production was Processed By Month and Processing Type in PPN Prigi 2019

No.	Bulan Month	Jenis Pengolahan / Processing Type							Jumlah (Kg) Total (Kg)
		Pendinginan Cooling	Pindang Boiling	Pengasapan Smoking	Kering/Asin Drying/Salting	Tepung Ikan Fishmeal	Pembekuan Frozen	Olahan lainnya	
1	Januari / January	74.669	0	26.188	286.000	0	0	0	386.857
2	Pebruari / Februari	139.889	70.980	17.691	126.662	0	2.962	1.982	360.166
3	Maret / March	340.485	144.063	57.930	151.436	0	52	2.071	696.037
4	April / April	663.677	750.718	68.709	52.651	0	14.570	30	1.550.355
5	Mei / May	708.110	537.527	70.676	17.451	0	200.506	2.008	1.535.972
6	Juni / June	797.180	784.033	70.809	43.037	0	125.856	4.162	1.825.077
7	Juli / July	1.465.722	1.258.010	55.457	636.280	384.048	379.000	5.550	4.184.067
8	Agustus / August	547.376	602.238	58.537	467.834	66.000	142.634	1.914	1.886.533
9	September / September	938.442	1.046.221	77.057	303.597	40.000	229.946	1.270	2.636.533
10	Oktober / October	1.107.275	1.487.315	82.471	1.406.087	774.710	215.632	4.073	5.077.563
11	Nopember / November	1.598.945	1.223.065	69.180	1.062.434	906.965	266.560	2.414	5.129.543
12	Desember / December	1.152.524	1.191.181	130.169	371.051	361.542	346.994	720	3.554.181
Jumlah / Total (kg)		9.534.294	9.095.351	784.854	4.924.214	2.533.265	1.924.712	26.194	28.822.884

Tabel 16b. Produksi Ikan Yang Diolah Per Bulan Menurut Jenis Pengolahan di PPN Prigi Tahun 2020
Table 16b. Fish Production was Processed By Month and Processing Type in PPN Prigi 2020

No.	Bulan Month	Jenis Pengolahan / Processing Type							Jumlah (Kg) Total (Kg)
		Pendinginan Cooling	Pindang Boiling	Pengasapan Smoking	Kering/Asin Drying/Salting	Tepung Ikan Fishmeal	Pembekuan Frozen	Olahan lainnya	
1	Januari / January	820.979	947.951	61.569	244.239	2.000	305.529	825	2.383.092
2	Pebruari / Februari	562.990	883.285	30.757	141.710	9.200	143.488	613	1.772.043
3	Maret / March	1.047.716	927.709	37.350	161.767	2.300	172.298	162	2.349.302
4	April / April	855.299	1.062.436	49.727	22.895	5.000	369.672	165	2.365.194
5	Mei / May	549.007	406.287	52.458	334.624	2.300	100.206	55	1.444.937
6	Juni / June	431.967	498.413	29.968	257.665	0	86.947	115	1.305.075
7	Juli / July	1.377.425	984.772	77.630	141.113	2.300	100.730	180	2.684.150
8	Agustus / August	990.655	516.545	46.594	18.013	1.050	28.537	140	1.601.534
9	September / September	1.641.722	999.117	97.753	126.755	0	223.322	320	3.088.989
10	Oktober / October	1.676.721	1.342.931	26.369	12.497	2.300	640.994	360	3.702.172
11	Nopember / November	667.416	466.332	39.101	199.332	0	169.594	419	1.542.194
12	Desember / December	185.590	191.665	16.187	277.247	0	18.352	506	689.547
Jumlah / Total (kg)		10.807.487	9.227.443	565.463	1.937.857	26.450	2.359.669	3.860	24.928.229

Tabel 16c. Produksi Ikan Yang Diolah Per Bulan Menurut Jenis Pengolahan di PPN Prigi Tahun 2021
Table 16c. Fish Production was Processed By Month and Processing Type in PPN Prigi 2021

No.	Bulan Month	Jenis Pengolahan / Processing Type							Jumlah (Kg) Total (Kg)
		Pendinginan Cooling	Pindang Boiling	Pengasapan Smoking	Kering/Asin Drying/Salting	Tepung Ikan Fishmeal	Pembekuan Frozen	Olahan lainnya	
1	Januari / January	324.904	308.052	6.191	60.124	0	1.384	219	700.874
2	Pebruari / Februari	53.969	33.663	8.456	40.106	6.596	604	696	144.090
3	Maret / March	151.990	649.166	35.138	8.439	2.676	24.967	304	872.680
4	April / April	163.889	427.487	57.091	26.695	14.830	21.244	268	711.504
5	Mei / May	370.302	897.715	69.848	2.754	2.628	21.759	392	1.365.398
6	Juni / June	1.120.699	838.407	315.244	29.543	22.872	15.813	260	2.342.838
7	Juli / July	446.320	254.443	180.584	0	6.384	23.439	154	911.324
8	Agustus / August	529.672	659.874	121.766	0	7.142	14.286	168	1.332.908
9	September / September	820.771	2.965.104	143.644	3.020	3.356	10.775	198	3.946.868
10	Oktober / October	1.550.071	3.204.551	95.668	0	24.578	200	141	4.875.209
11	Nopember / November	612.696	815.948	64.091	1.828.661	3.212	73	320	3.325.001
12	Desember / December	481.128	322.205	34.727	16.018	0	9.299	345	863.722
Jumlah / Total (kg)		6.626.411	11.376.615	1.132.448	2.015.360	94.274	143.843	3.465	21.392.416

Tabel 16d. Produksi Ikan Yang Diolah Per Bulan Menurut Jenis Pengolahan di PPN Prigi Tahun 2022
Table 16d. Fish Production was Processed By Month and Processing Type in PPN Prigi. 2022

No.	Bulan Month	Jenis Pengolahan / Processing Type							Jumlah (Kg) Total (Kg)
		<u>Pendinginan</u> Cooling	<u>Pindang</u> Boiling	<u>Pengasapan</u> Smoking	<u>Kering/Asin</u> Drying/Salting	<u>Tepung Ikan</u> Fishmeal	<u>Pembekuan</u> frozen	Olahan lainnya	
1	Januari / January	235.432	182.299	10.858	4.694	13.061	18.961	347	465.652
2	Pebruari / Februari	178.416	129.331	13.595	5.664	4.178	34.650	327	366.161
3	Maret / March	496.346	308.747	14.795	5.137	2.151	54.311	315	881.802
4	April / April	625.815	470.415	31.634	8.006	5.060	110.953	417	1.252.300
5	Mei / May	137.129	85.333	44.265	4.727	3.222	64.845	213	339.734
6	Juni / June	111.285	88.028	49.590	4.506	2.115	92.640	243	348.407
7	Juli / July	1.013.054	515.734	25.066	7.712	5.781	120.336	706	1.688.389
8	Agustus / August	2.011.895	1.042.232	36.177	13.162	17.590	62.229	510	3.183.795
9	September / September	1.546.637	679.225	33.267	10.124	13.601	87.029	480	2.370.363
10	Oktober / October	936.926	485.737	20.642	3.141	3.478	42.077	355	1.492.356
11	Nopember / November	345.978	193.173	28.281	6.525	5.115	45.415	297	624.784
12	Desember / December	152.021	96.184	15.238	4.280	4.687	35.617	390	308.417
Jumlah / Total (kg)		7.790.934	4.276.438	323.408	77.678	80.039	769.063	4.600	13.322.160



Tabel 16e. Produksi Ikan Yang Diolah Per Bulan Menurut Jenis Pengolahan di PPN Prigi Tahun 2023
Table 16e. Fish Production was Processed By Month and Processing Type in PPN Prigi 2023

No.	Bulan Month	Jenis Pengolahan / Processing Type							Jumlah (Kg) Total (Kg)
		Pendinginan Cooling	Pindang Boiling	Pengasapan Smoking	Kering/Asin Drying/Salting	Tepung Ikan Fishmeal	Pembekuan frozen	Olahan lainnya	
1	Januari / January	193.338	186.985	27.733	845	821	42.869	318	452.909
2	Pebruari / Februari	38.938	56.164	6.669	1.929	2.467	11.939	115	118.221
3	Maret / March	325.871	293.897	26.806	3.890	1.610	74.601	307	726.982
4	April / April	303.714	333.975	30.622	5.016	5.270	228.161	268	907.026
5	Mei / May	541.937	417.458	36.819	8.019	8.067	229.929	214	1.242.443
6	Juni / June	750.282	1.807.035	116.421	80.858	172.092	63.297	618	2.990.603
7	Juli / July	887.572	1.521.219	29.632	24.509	57.051	90.214	720	2.610.917
8	Agustus / August	1.316.883	1.546.053	24.823	38.605	47.607	42.249	502	3.016.722
9	September / September	1.003.074	2.213.815	19.638	31.060	51.019	21.753	561	3.340.920
10	Oktober / October	1.357.531	1.344.277	22.883	353.177	358.862	31.607	761	3.469.098
11	Nopember / November	1.695.987	2.464.084	5.009	398.408	366.341	51.165	568	4.981.562
12	Desember / December	873.355	1.282.641	16.816	181.761	213.504	99.024	630	2.667.731
Jumlah / Total (kg)		9.288.482	13.467.603	363.871	1.128.077	1.284.711	986.808	5.582	26.525.134

Tabel 17a. Distribusi Produksi Ikan Olahan Per Bulan dari PPN Prigi Tahun 2019
Table 17a. Processed-Fish Production Distribution By Month in Prigi National Fishing Port. 2019

No.	Bulan Month	Kota Tujuan / Destination Place							Jumlah (kg) Total (kg)
		Trenggalek	Tulungagung	Surabaya	Jombang	Malang	Nganjuk	Kota lainnya	
1	Jan / Jan	16.604	9.584	286.000	0	0	0	0	312.188
2	Peb / Feb	19.673	21.294	139.702	7.724	21.641	5.149	5.094	220.277
3	Maret / March	60.001	39.419	178.465	9.818	36.016	12.838	18.995	355.552
4	April / April	55.953	171.992	264.018	92.550	155.387	76.121	70.657	886.678
5	Mei / May	63.014	124.378	371.111	57.162	127.000	43.002	42.195	827.862
6	Juni / June	51.934	181.843	385.372	81.403	195.977	55.296	76.072	1.027.897
7	Juli / July	42.519	380.567	1.422.660	141.978	291.198	71.882	138.541	2.489.345
8	Agt / Aug	45.993	134.905	845.093	60.223	150.562	48.178	54.203	1.339.157
9	Sept / Sept	61.494	225.548	864.406	109.742	252.423	87.854	96.624	1.698.051
10	Okt / Oct	75.361	300.516	2.830.940	154.746	367.064	123.797	117.864	3.970.288
11	Nop / Nov	71.574	248.609	2.574.067	124.305	300.666	99.445	111.932	3.530.598
12	Des / Dec	105.206	285.918	1.401.917	125.097	287.795	102.093	93.631	2.401.657
Jumlah / Total (kg)		669.326	2.124.573	11.563.751	964.748	2.185.729	725.655	825.808	19.059.590



Tabel 17b. Distribusi Produksi Ikan Olahan Per Bulan dari PPN Prigi Tahun 2020
Table 17b. Processed-Fish Production Distribution By Month in Prigi Fishing Port 2020

No.	Bulan Month	Kota Tujuan / Destination Place							Jumlah (kg) Total (kg)
		Trenggalek	Tulungagung	Surabaya	Jombang	Malang	Nganjuk	Kota lainnya	
1	Jan / Jan	39.872	209.530	787.849	109.760	211.164	88.106	115.832	1.562.113
2	Peb / Feb	34.140	204.854	504.003	90.044	214.164	80.318	81.530	1.209.053
3	Maret / March	83.025	206.452	523.218	92.571	220.179	77.172	98.969	1.301.586
4	April / April	32.616	248.600	688.074	104.270	238.198	93.810	104.327	1.509.895
5	Mei / May	93.593	111.016	468.201	47.416	90.911	35.837	48.956	895.930
6	Juni / June	82.717	140.160	332.678	60.122	124.994	42.245	90.192	873.108
7	Juli / July	58.270	344.076	364.395	124.300	193.045	96.944	125.695	1.306.725
8	Agt / Aug	27.003	158.358	151.358	65.813	115.260	53.955	39.132	610.879
9	Sept / Sept	127.624	410.206	393.852	160.352	155.079	100.071	100.083	1.447.267
10	Okt / Oct	282.527	346.319	678.469	148.361	284.458	117.750	167.567	2.025.451
11	Nop / Nov	97.604	152.780	323.453	62.856	109.990	51.709	76.386	874.778
12	Des / Dec	18.760	54.186	315.803	19.603	46.948	14.634	34.023	503.957
Jumlah / Total (kg)		977.751	2.586.537	5.531.353	1.085.468	2.004.390	852.551	1.082.692	14.120.742

Tabel 17c. Distribusi Produksi Ikan Olahan Per Bulan dari PPN Prigi Tahun 2021
Table 17c. Processed-Fish Production Distribution By Month in Prigi Fishing Port 2021

No.	Bulan Month	Kota Tujuan / Destination Place							Jumlah (kg) Total (kg)
		Trenggalek	Tulungagung	Surabaya	Jombang	Malang	Nganjuk	Kota lainnya	
1	Jan / Jan	8.995	63.266	134.383	41.806	46.458	24.533	56.527	375.970
2	Peb / Feb	17.447	13.810	44.814	6.430	5.693	1.927	0	90.121
3	Maret / March	23.691	76.846	132.642	63.996	94.901	71.450	257.164	720.690
4	April / April	43.796	75.727	142.487	30.009	99.744	45.479	110.373	547.615
5	Mei / May	46.930	158.375	212.861	106.427	160.633	98.055	211.815	995.096
6	Juni / June	182.204	271.236	214.543	110.924	145.321	95.783	202.128	1.222.139
7	Juli / July	115.665	100.109	69.701	19.157	44.443	16.937	98.992	465.004
8	Agt / Aug	76.088	116.531	141.439	74.943	82.252	54.482	257.501	803.236
9	Sept / Sept	87.563	379.325	544.319	253.996	430.956	212.073	1.217.865	3.126.097
10	Okt / Oct	57.773	386.598	645.084	197.128	583.949	197.976	1.256.630	3.325.138
11	Nop / Nov	188.032	195.600	1.736.815	171.046	151.599	146.015	123.198	2.712.305
12	Des / Dec	25.752	102.572	32.328	102.909	7.773	104.697	6.563	382.594
Jumlah / Total (kg)		873.936	1.939.995	4.051.416	1.178.771	1.853.722	1.069.409	3.798.756	14.766.005



Tabel 17d. Distribusi Produksi Ikan Olahan Per Bulan dari PPN Prigi Tahun 2022
Table 17d. Processed-Fish Production Distribution By Month in Prigi Fishing Port 2022

No.	Bulan Month	Kota Tujuan / Destination Place								Jumlah (kg) Total (kg)
		Trenggalek	Tulungagung	Kediri	Surabaya	Malang	Jombang	Nganjuk	Kota lainnya	
1	Jan / Jan	41.460	48.304	19.348	35.535	32.519	34.967	10.062	8.025	230.220
2	Peb / Feb	50.975	43.943	0	48.444	26.051	5.625	7.197	5.510	187.745
3	Maret / March	59.525	37.657	15.382	28.354	101.116	21.317	16.300	105.805	385.456
4	April / April	123.629	61.984	27.536	72.256	105.485	24.735	14.392	196.468	626.485
5	Mei / May	92.987	26.860	2.200	29.497	46.244	2.927	1.890	0	202.605
6	Juni / June	120.004	26.228	8.739	24.963	27.464	11.191	10.203	8.330	237.122
7	Juli / July	140.088	74.632	25.377	115.138	98.161	30.012	15.798	176.129	675.335
8	Agt / Aug	114.993	92.479	48.386	103.944	209.534	60.397	22.252	519.915	1.171.900
9	Sept / Sept	108.583	72.466	33.332	138.862	120.811	0	25.129	324.543	823.726
10	Okt / Oct	65.589	47.984	22.507	66.893	56.496	24.624	22.315	249.022	555.430
11	Nop / Nov	95.375	26.992	19.007	40.781	58.660	10.543	10.149	17.299	278.806
12	Des / Dec	53.173	17.404	8.801	23.683	32.897	3.045	2.137	15.256	156.396
Jumlah / Total (kg)		1.066.381	576.933	230.615	728.350	915.438	229.383	157.824	1.626.302	5.531.226



Tabel 17e. Distribusi Produksi Ikan Olahan Per Bulan dari PPN Prigi Tahun 2023
Table 17e. Processed-Fish Production Distribution By Month in Prigi Fishing Port 2023

No.	Bulan Month	Kota Tujuan / Destination Place								Jumlah (kg) Total (kg)
		Trenggalek	Tulungagung	Kediri	Surabaya	Malang	Jombang	Nganjuk	Kota lainnya	
1	Jan / Jan	20.846	32.994	16.950	30.457	46.439	16.124	2.241	13.822	207.831
2	Peb / Feb	9.237	15.162	4.706	11.932	19.320	1.100	17.829	0	65.401
3	Maret / March	22.347	41.086	24.821	46.794	65.830	16.090	14.321	74.264	316.244
4	April / April	28.855	44.500	25.388	54.640	82.919	18.997	18.511	80.482	362.830
5	Mei / May	37.355	50.873	32.756	64.198	117.856	24.151	87.680	88.313	454.813
6	Juni / June	174.138	185.010	79.049	209.186	220.484	108.854	75.127	772.829	1.981.173
7	Juli / July	82.539	179.513	51.526	202.818	369.606	90.239	62.262	498.085	1.603.758
8	Agt / Aug	76.539	113.281	41.039	192.881	216.237	98.366	128.007	753.484	1.622.592
9	Sept / Sept	63.073	172.311	102.690	288.280	317.137	129.249	129.960	928.106	2.276.888
10	Okt / Oct	381.133	150.965	125.227	181.739	255.524	103.661	176.212	320.567	1.725.410
11	Nop / Nov	397.832	168.161	109.503	288.338	244.982	222.342	104.595	1.058.587	2.861.916
12	Des / Dec	195.464	89.341	94.537	126.654	245.290	104.937	2.241	411.402	1.478.105
Jumlah / Total (kg)		1.489.358	1.243.197	708.192	1.697.917	2.201.624	934.110	833.511	4.999.941	14.956.961



Tabel 18a. Distribusi Produksi Ikan Segar Per Bulan dari PPN Prigi Tahun 2019
Table 18a. Fresh-Fish Production Distribution By Month in Prigi Fishing Port 2019

No.	Bulan Month	Kota Tujuan / Destination Place							Jumlah (kg) Total (kg)
		Trenggalek	Tulungagung	Surabaya	Jombang	Malang	Nganjuk	Kota lainnya	
1	Jan / Jan	53.150	14.930	6.589	0	0	0	0	74.669
2	Peb / Feb	71.047	26.761	42.081	0	0	0	0	139.889
3	Maret / March	155.259	69.705	115.521	0	0	0	0	340.485
4	April / April	228.150	148.520	287.007	0	0	0	0	663.677
5	Mei / May	243.455	163.505	301.150	0	0	0	0	708.110
6	Juni / June	254.678	159.173	383.329	0	0	0	0	797.180
7	Juli / July	487.504	414.564	449.104	0	0	0	343.550	1.694.722
8	Agt / Aug	186.286	109.489	201.201	0	0	0	50.400	547.376
9	Sept / Sept	290.807	214.079	339.426	0	0	0	94.130	938.442
10	Okt / Oct	331.982	239.176	417.012	0	0	0	118.105	1.107.275
11	Nop / Nov	466.708	339.135	398.743	0	0	0	394.359	1.598.945
12	Des / Dec	346.546	275.929	365.167	0	0	0	164.882	1.152.524
Jumlah / Total (kg)		3.115.572	2.174.966	3.306.330	0	0	0	1.166.426	9.763.294

Tabel 18b. Distribusi Produksi Ikan Segar Per Bulan dari PPN Prigi Tahun 2020
Table 18b. Fresh-Fish Production Distribution By Month in Prigi Fishing Port 2020

No.	Bulan Month	Kota Tujuan / Destination Place							Jumlah (kg) Total (kg)
		Trenggalek	Tulungagung	Surabaya	Jombang	Malang	Nganjuk	Kota lainnya	
1	Jan / Jan	327.479	173.556	319.944	0	0	0	0	820.979
2	Peb / Feb	168.376	97.440	212.835	0	0	0	84.339	562.990
3	Maret / March	269.053	260.491	364.858	0	0	0	153.314	1.047.716
4	April / April	328.152	284.233	232.659	0	0	0	10.255	855.299
5	Mei / May	67.662	110.245	177.018	0	0	0	94.082	549.007
6	Juni / June	137.194	113.338	99.883	0	0	0	81.552	431.967
7	Juli / July	615.805	296.293	201.475	0	0	0	263.852	1.377.425
8	Agt / Aug	272.795	179.443	429.101	0	0	0	109.316	990.655
9	Sept / Sept	645.978	400.831	348.387	0	0	0	246.526	1.641.722
10	Okt / Oct	400.038	344.597	590.827	0	0	0	341.259	1.676.721
11	Nop / Nov	265.095	162.143	117.625	0	0	0	122.553	667.416
12	Des / Dec	67.266	47.102	40.439	0	0	0	30.783	185.590
Jumlah / Total (kg)		3.664.893	2.469.712	3.135.051	0	0	0	1.537.831	10.807.487



Tabel 18c. Distribusi Produksi Ikan Segar Per Bulan dari PPN Prigi Tahun 2021
Table 18c. Fresh-Fish Production Distribution By Month in Prigi Fishing Port 2021

No.	Bulan Month	Kota Tujuan / Destination Place						Jumlah (kg) Total (kg)
		Trenggalek	Tulungagung	Surabaya	Jombang	Banyuwangi	Kota lainnya	
1	Jan / Jan	136.572	85.972	88.559	0	0	13.801	324.904
2	Peb / Feb	22.019	12.171	8.759	0	11.020	0	53.969
3	Maret / March	22.947	39.417	61.987	19.765	7.874	0	151.990
4	April / April	36.673	49.188	78.028	0	0	0	163.889
5	Mei / May	70.285	92.623	159.213	0	48.181	0	370.302
6	Juni / June	298.290	388.548	243.972	62.282	85.345	42.352	1.120.699
7	Juli / July	114.047	138.966	138.767	46.458	8.082	0	446.320
8	Agt / Aug	142.793	200.424	57.312	54.828	74.315	0	529.672
9	Sept / Sept	155.143	197.218	219.677	149.163	99.570	0	820.771
10	Ok / Oct	339.012	375.603	191.605	6.545	427.845	209.461	1.550.071
11	Nop / Nov	238.107	219.426	149.728	0	0	5.435	612.696
12	Des / Dec	123.630	126.672	30.983	23.166	176.677	0	481.128
Jumlah / Total (kg)		1.699.518	1.926.138	1.428.590	362.207	938.909	271.049	6.626.411



Tabel 18d. Distribusi Produksi Ikan Segar Per Bulan dari PPN Prigi Tahun 2022
Table 18d. Fresh-Fish Production Distribution By Month in Prigi Fishing Port 2022

No.	Bulan Month	Kota Tujuan / Destination Place					Jumlah (kg) Total (kg)
		Trenggalek	Tulungagung	Surabaya	Banyuwangi	Kota lainnya	
1	Jan / Jan	56.691	10.673	21.799	146.269	0	235.432
2	Peb / Feb	49.572	26.848	28.525	73.471	0	178.416
3	Maret / March	94.674	60.945	308.838	31.889	0	496.346
4	April / April	60.303	70.486	399.182	95.844	0	625.815
5	Mei / May	9.550	2.748	124.831	0	0	137.129
6	Juni / June	9.380	6.295	95.610	0	0	111.285
7	Juli / July	43.055	37.073	125.264	80.827	726.835	1.013.054
8	Agt / Aug	89.078	68.135	481.596	41.030	1.332.056	2.011.895
9	Sept / Sept	91.624	64.239	235.199	322.336	833.239	1.546.637
10	Okt / Oct	517.025	61.033	48.569	113.239	197.060	936.926
11	Nop / Nov	98.517	35.828	136.633	75.000	0	345.978
12	Des / Dec	33.801	28.103	29.657	60.460	0	152.021
Jumlah / Total (kg)		1.153.270	472.406	2.035.703	1.040.365	3.089.190	7.790.934



Tabel 18e. Distribusi Produksi Ikan Segar Per Bulan dari PPN Prigi Tahun 2023
Table 18e. Fresh-Fish Production Distribution By Month in Prigi Fishing Port 2023

No.	Bulan Month	Kota Tujuan / Destination Place					Jumlah (kg) Total (kg)
		Trenggalek	Tulungagung	Surabaya	Banyuwangi	Kota lainnya	
1	Jan / Jan	39.170	46.941	44.328	0	62.899	193.338
2	Peb / Feb	15.334	11.608	3.216	0	8.780	38.938
3	Maret / March	66.509	76.454	117.929	0	64.979	325.871
4	April / April	63.795	80.225	64.596	0	95.098	303.714
5	Mei / May	97.016	143.171	144.819	0	156.931	541.937
6	Juni / June	181.280	158.308	215.414	0	195.280	750.282
7	Juli / July	173.174	244.569	252.039	0	217.790	887.572
8	Agt / Aug	229.545	317.302	363.977	0	406.056	1.316.883
9	Sept / Sept	161.822	177.215	389.800	0	274.237	1.003.074
10	Okt / Oct	217.853	214.590	286.570	0	638.518	1.357.531
11	Nop / Nov	267.095	334.893	347.530	0	746.469	1.695.987
12	Des / Dec	147.117	149.974	171.513	0	404.751	873.355
Jumlah / Total (kg)		1.659.710	1.955.250	2.401.731	0	3.271.791	9.288.482



Tabel 19a. Jumlah Volume Ikan dari Luar Pelabuhan Perikanan Nusantara Prigi Tahun 2020
Table 19a. Fish Production From Outside Prigi Fishing Port 2020

No.	Bulan / Month	Volume / Volume (Kg)	Nilai / Value (Rp)	Jenis Ikan / Species	Daerah Asal / Source landing
1	Januari / January	0	0	-	-
2	Pebruari / February	0	0	-	-
3	Maret / March	8.153	108.008.800	Madidihang/ Yellowfin tuna Layang Benggol / Slender scad	Pacitan
4	April / April	0	0	-	-
5	Mei / May	0	0	-	-
6	Juni / June	34.343	628.828.750	Madidihang / Yellowfin tuna Cakalang / Skip jack tuna	Sadeng. Pacitan
7	Juli / July	31.105	511.830.150	Madidihang / Yellowfin tuna Patin / Indonesia pangasius	Tulungagung. Pangandaran
8	Agustus / August	137.222	2.337.964.000	Madidihang / Yellowfin tuna Cakalang / Skip jack tuna	Jakarta. Banyuwangi
9	September / September	204.935	3.521.111.000	Patin / Indonesia pangasius Slengseng / Spotted shub mackerel	Tulungagung. Jakarta.
10	Oktober / October	127.021	2.394.299.000	Patin / Indonesia pangasius Tongkol Komo / Kawa-Kawa	Tulungagung. Sendang Biru
11	Nopember / November	114.014	2.360.119.000	Patin / Indonesia pangasius Layang Deles / Shortfin scad	Tulungagung. Jakarta
12	Desember / December	165.418	2.956.159.500	Patin / Indonesia pangasius Madidihang / Yellowfin tuna	Tulungagung.Sadeng
Jumlah / Total		822.221	14.818.320.200		

Tabel 19d. Jumlah Volume Ikan dari Luar Pelabuhan Perikanan Nusantara Prigi Tahun 2021

Table 19d. Fish Production From Outside Prigi Fishing Port 2021

No.	Bulan / Month	Volume / Volume (Kg)	Nilai / Value (Rp)	Jenis Ikan / Species	Daerah Asal / Source landing
1	Januari / January	163.313	3.077.074.250	Slengseng / <i>Spotted Chub Mackerel</i> Layang Benggol / <i>Slender scad</i>	Pacitan. Jakarta. Juwana. Cirebon dan Banyuwangi
2	Pebruari / February	176.801	3.504.908.000	Tongkol Krai / <i>Frigate Tuna</i> Layang Benggol / <i>Slender scad</i>	Tulungagung. Jakarta. Juwana. Cirebon dan Banyuwangi
3	Maret / March	156.347	3.440.101.900	Tongkol Krai / <i>Frigate Tuna</i> Slengseng / <i>Spotted shub mackerel</i>	Tulungagung. Malang. Juwana. Sadeng. Pacitan. Banyuwangi dan Jakarta
4	April / April	125.321	3.900.387.000	Madidihang / <i>Yellowfin tuna</i> Slengseng / <i>Spotted shub mackerel</i>	Tulungagung. Pacitan. Malang. Madura. Juwana dan Surabaya
5	Mei / May	40.424	1.884.583.500	Cakalang / <i>Skip jack tuna</i> . Patin / <i>Indonesia pangasius</i>	Tulungagung. Pangadaran. Sadeng. Pacitan. Juwana dan Surabaya
6	Juni / June	155.404	3.056.508.958	Tongkol Lisong / <i>Bullet Tuna</i> Madidihang / <i>Yellowfin tuna</i>	Tulungagung. Malang. Pacitan. Blitar. Sadeng. Juwana dan Jakarta
7	Juli / July	2.794	995.690.000	Madidihang / <i>Yellowfin tuna</i> Cakalang / <i>Skip jack tuna</i>	Tulungagung. Malang. Blitar. Pacitan dan Sadeng
8	Agustus / August	309.303	6.945.374.000	Patin / <i>Indonesia pangasius</i> Slengseng / <i>Spotted shub mackerel</i>	Tulungagung. Malang. Blitar. Pacitan. Surabaya dan Jakarta
9	September / September	90.004	3.820.151.000	Tongkol Lisong / <i>Bullet Tuna</i> Layang Deles / <i>Shortfin scad</i>	Tulungagung. Malang dan Bali
10	Oktober / October	124.482	2.439.560.000	Patin / <i>Indonesia pangasius</i> Tongkol Lisong / <i>Bullet Tuna</i>	Tulungagung. Banyuwangi dan Juwana
11	Nopember / November	174.211	3.299.875.000	Tongkol Lisong / <i>Bullet Tuna</i> Slengseng / <i>Spotted shub mackerel</i>	Tulungagung. Pacitan. Banyuwangi dan Juwana
12	Desember / December	273.869	3.153.172.500	Patin / <i>Indonesia pangasius</i> Lemuru / <i>Bali Sardinella</i>	Tulungagung. Pacitan. Juwana dan Banyuwangi
Jumlah / Total		1.792.273	39.517.386.108		



Tabel 19e. Jumlah Volume Ikan dari Luar Pelabuhan Perikanan Nusantara Prigi Tahun 2022
Table 19e. Fish Production From Outside Prigi Fishing Port 2022

No.	Bulan / Month	Volume / Volume (Kg)	Nilai / Value (Rp)	Jenis Ikan / Species	Daerah Asal / Source landing
1	Januari / January	215.145	5.493.042.000	Layang Benggol / <i>Slender scad</i> Layang Deles / <i>Shortfin scad</i>	Tamperan. Juwana. Banyuwangi. Tulungagung. Jakarta
2	Pebruari / February	224.639	5.705.726.000	Patin / <i>Indonesia pangasius</i> Layang Benggol / <i>Slender scad</i>	Jakarta. Banyuwangi. Pacitan. Juwana. Tulungagung
3	Maret / March	300.782	7.551.312.000	Patin / <i>Indonesia pangasius</i> Tongkol Lisong / <i>Bullet Tuna</i>	Jakarta. Banyuwangi. Pacitan. Juwana. Tulungagung. Prigi
4	April / April	327.589	7.927.310.000	Tongkol Krai / <i>Frigate Tuna</i> Tongkol Lisong / <i>Bullet Tuna</i>	Tulungagung. Jakarta. Pacitan. Juwana. Prigi
5	Mei / May	142.885	3.781.539.000	Lemuru / <i>Bali Sardinella</i> Layang Benggol / <i>Slender scad</i>	Tulungagung. Jakarta. Bali
6	Juni / June	268.875	6.086.422.000	Layang Benggol / <i>Slender scad</i> Cakalang / <i>Skip jack tuna.</i>	Tulungagung. Jakarta. Prigi. Juwana. Pacitan
7	Juli / July	318.296	6.948.252.000	Tongkol Lisong / <i>Bullet Tuna</i> Cakalang / <i>Skip jack tuna.</i>	Tulungagung. Jakarta. Prigi. Juwana. Pacitan
8	Agustus / August	530.084	9.788.312.000	Patin / <i>Indonesia pangasius</i> Cakalang / <i>Skip jack tuna.</i>	Tulungagung. Jakarta. Prigi. Juwana
9	September / September	447.658	9.281.751.500	Tongkol Lisong / <i>Bullet Tuna</i> Cakalang / <i>Skip jack tuna.</i>	Tulungagung. Jakarta. Prigi. Juwana
10	Oktober / October	444.338	8.931.014.000	Lemuru / <i>Bali Sardinella</i> Layang Benggol / <i>Slender scad</i>	Tulungagung. Jakarta. Prigi. Juwana
11	Nopember / November	325.282	6.324.642.000	Patin / <i>Indonesia pangasius</i> Layang Benggol / <i>Slender scad</i>	Tulungagung. Jakarta. Prigi. Juwana
12	Desember / December	306.058	6.808.939.000	Layang Benggol / <i>Slender scad</i> Tongkol Lisong / <i>Bullet Tuna</i>	Tulungagung. Jakarta. Juwana. Muncar
Jumlah / Total		3.851.631	84.628.261.500		



Tabel 19f. Jumlah Volume Ikan dari Luar Pelabuhan Perikanan Nusantara Prigi Tahun 2023

Table 19f. Fish Production From Outside Prigi Fishing Port 2023

No.	Bulan / Month	Volume / Volume (Kg)	Nilai / Value (Rp)	Jenis Ikan / Species	Daerah Asal / Source landing
1	Januari / January	390.589	6.349.212.000	Patin / <i>Indonesia pangasius</i> Slengseng / <i>Spotted shub mackerel</i>	Tulungagung. Muncar, Banyuwangi. Jakarta. Juwana
2	Pebruari / February	259.817	3.807.474.000	Patin / <i>Indonesia pangasius</i> Slengseng / <i>Spotted shub mackerel</i>	Tulungagung. Jakarta. Juwana. Prigi, dan Muncar Banyuwangi
3	Maret / March	429.258	6.696.680.000	Patin / <i>Indonesia pangasius</i> Slengseng / <i>Spotted shub mackerel</i>	Tulungagung. Malang. Juwana
4	April / April	417.628	6.495.565.000	Patin / <i>Indonesia pangasius</i> Slengseng / <i>Spotted shub mackerel</i>	Tulungagung. Sadeng. Malang. Jakarta. Probolinggo, Madura. Juwana. Pacitan. Sendang Biru
5	Mei / May	552.057	8.918.879.000	Patin / <i>Indonesia pangasius</i> Slengseng / <i>Spotted shub mackerel</i>	Tulungagung. Sadeng. Pacitan. Jakarta. Juwana
6	Juni / June	687.290	10.511.444.500	Patin / <i>Indonesia pangasius</i> Slengseng / <i>Spotted shub mackerel</i>	Tulungagung. Malang. Pacitan. Jakarta. Muncar dan Bali. Juwana. Sendang Biru
7	Juli / July	466.570	6.778.786.000	Patin / <i>Indonesia pangasius</i> Slengseng / <i>Spotted shub mackerel</i>	Tulungagung. Malang. Jakarta. Muncar dan Bali. Juwana. Pacitan. Sendang Biru
8	Agustus / August	294.218	5.680.849.000	Patin / <i>Indonesia pangasius</i> Slengseng / <i>Spotted shub mackerel</i>	Tulungagung. Malang. Pacitan. Sentral Pindang Bengkorok. Jakarta, Tubang. Juwana
9	September / September	565.343	6.917.223.000	Patin / <i>Indonesia pangasius</i> Layang Benggol / <i>Slender scad</i>	Tulungagung. Pacitan. Popoh. Sadeng. TPI PPN Prigi, Sendang Biru, Tambakrejo. Juwana
10	Oktober / October	542.033	7.401.388.000	Patin / <i>Indonesia pangasius</i> Layang Benggol / <i>Slender scad</i>	Tulungagung. Pacitan. Malang. TPI PPN Prigi, Sendang Biru, Tambakrejo. Juwana
11	Nopember / November	618.108	8.648.093.000	Patin / <i>Indonesia pangasius</i> Layang Benggol / <i>Slender scad</i>	Tulungagung. Pacitan. TPI PPN Prigi, Sendang Biru, Tambakrejo. Juwana
12	Desember / December	833.430	9.786.430.250	Patin / <i>Indonesia pangasius</i> Lemuru / <i>Bali Sardinella</i>	Tulungagung. Munjungan. Malang. TPI PPN Prigi, Sendang Biru, Tambakrejo, Puger, Muncar. Juwana
Jumlah / Total		6.056.431	87.992.023.750		



LAMPIRAN V GAMBAR JENIS IKAN

PICTURE OF FISHES



A. JENIS IKAN PELAGIS BESAR

Kawakawa

Indonesia - Tongkol Cimo
Lokal (Prigi) - Tongkol Abon/Tongkol Pelang

(KAW)

Euthynnus affinis



Max. PL: 100 cm
Com. PL: 80 cm

Terdapat 2-4 titik-titik hitam dibawah sirip dada

Tubuh sisi pada bagian punggungnya dan sirip-sirip lainnya putih pucat

Bigeye Tuna

Indonesia - Tuna Mata Besar
Lokal (Prigi) - Balong

(BET)

Thunnus obesus



Max. PL: 250 cm
Com. PL: 150 - 180 cm

Sirip dada mencapai belakang dasar sirip dorsal kedua, sirip meroving dan belah ketupat

Kebanyakan garis-garis putih lurus sedikit bintik-bintik atau "dashes" dan berpolak beraturan

TUBUH LEBIH LEBAR DAN HENDEBULAT
Fillet berwarna keuningan dan tepinya berwarna hitam

Dada Lebih Besar

Yellowfin Tuna

Indonesia - Tuna Madidiliang
Lokal (Prigi) - Balong

(YFT)

Thunnus albacares



Max. PL: 240 cm
Com. PL: 150 - 180 cm

Sirip dada tidak sampai melewati tengah-tengah dasar sirip dorsal kedua, lebih tebal, lebih hitam


Pola garis selang-seling "chevron" dari garis-garis keperakan yang jarak satu dengan lainnya dekat dan penuh dan dewasa titik-titik.

Black Marlin

Indonesia - Setuhuk Hitam / Marlin
Lokal (Prigi) - Setuhuk / Tuhuk / Panjer

(BLM)

Makaira indica



Max. PL: 460 cm

Sirip parut lebih pendek daripada sirip dada

Sirip punggung kedua sedikit lebih ke depan daripada sirip dorsal kedua

Dua lunas pada ekor

Parut potongan melintang bulat

Albacore

Indonesia - Albakor
Lokal (Prigi) - Albakor/Balung

(ALB)

Thunnus alaitinga



Max. PL: 140 cm
Com. PL: 40 - 100 cm

Sirip Dada Sangat Panjang Mencapai Sirip Keel Tambahan Punggung ke-2

Sirip Keel Tambahan Dukur Gelap, Sirip Ekor dengan Taji Balakang Putih

Striped Bonito

Indonesia - Kenyar
Lokal (Prigi) - Sunat

(BIP)

Sardinia orientalis



Max. PL: 192 cm

Sirip punggung ke-1 gelap

Sembuaja dengan 5-11 garis gelap sempit di sisi atas

Lunas besar dapat 2 lunas lebih


Bagian tubuh bagian bawah keperakan

Skipjack Tuna

Indonesia - Cakalang
Lokal (Prigi) - Blereng

(SKJ)

Katsuwonus pelamis



Max. PL: 110 cm
Com. PL: 80 cm

Sirip dada pendek

Bagian sisi sebelah bawah dan perut keperakan dengan 4 - 6 pita - pita memanjang jelas

Punggung berwarna biru keunguan gelap

Lunas ekor yang luar disebelah kiri dan kanan dasar sirip ekor antara dua lunas yang lebih kecil

Bullet Tuna

Indonesia - Tongkol Lisang
Lokal (Prigi) - Rengis

(BLT)

Axaxis rochet



Max. PL: 50 cm
Com. PL: 15 - 25 cm

Sirip dada pendek, dan tidak mencapai lewat garis vertikal dari tepi anterior di daerah tidak berdisk

Suatu Pola dari 15 atau banyak-banyak hitam yang hampir tegak lurus, agak lebar pada awal tak berdisk

Frigate Tuna

Indonesia - Tongkol Krai
Lokal (Prigi) - Rengis

(FRI)

Axaxis thazard



Max. PL: 65 cm
Com. PL: 25 - 40 cm

Sirip dada pendek, mencapai lewat garis vertikal dari tepi anterior di daerah tidak berdisk

Suatu Pola dari 15 atau lebih garis-garis berwarna gelap, sempit, miring hampir horizontal pada awal tak berdisk



0811-3608-113 (WA)



@ppn_prigi



@ppnprigi



PPN Prigi


106

B. JENIS IKAN PELAGIS KECIL

Spotted Chub Mackerel

Indonesia - Singsing
Lokal (Prigi) - Brengg

MMA
Scomber australasicus
TUBUH MENDIANG



Bali Sardinella

Indonesia - Lemuru
Lokal (Prigi) - Teri Ju

SAM
Sardinella lemuru
TUBUH MENDIANG DAN HEMIPRA PERUT BUNDAR



Goldstripe Sardinella

Indonesia - Tebung / Tangan
Lokal (Prigi) - Teri Bedok / Tangan

SAG
Sardinella gibbosa
TUBUH AGAK PANGGUNG



Great Barracuda

Indonesia - Abalu
Lokal (Prigi) - Kural

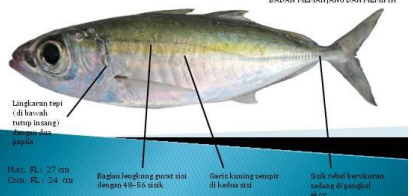
GBA
Sybraema barracuda



Bigeye Scad

Indonesia - Bawang
Lokal (Prigi) - Lutho

BIS
Sekel cravenophthalma
BADAN MENDIANG DAN HEMIPRA



Redtail Scad

Indonesia - Layang Anggur
Lokal (Prigi) - Baur Baur / Pakak

DKK
Decapterus kurrosius
BADAN MENDIANG DAN SEDIKIT HEMIPRA



Rainbow runner

Indonesia - Sunggir
Lokal (Prigi) - Dares

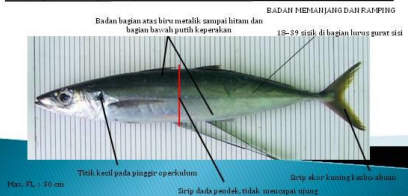
RRU
Elagatis bipinnulata



Mackerel Scad

Indonesia - Layang Biri
Lokal (Prigi) - Teropong Kembang


MSD
Decapterus macarellus
BADAN MENDIANG DAN PANGGUNG



Indiana Mackerel

Indonesia - Kembang Laki Laki
Lokal (Prigi) - Kembang / Banyar

RAG
Rastrelliger kanagurta



C. JENIS IKAN DEMERSAL

Bronze Catfish (AUT)
 Indonesia – Manyang
 Lokal (Prigi) – Manyang
Arius bilineatus

Max. TL 150 cm
 Com. FL 25 – 70 cm

Moonfish (MOO)
 Indonesia – Fakoh Jawa
 Lokal (Prigi) – Semarang
Mene maculata

TUBUH SANGAT LEBAR DAN SANGAT PIPIH

Max. TL 30 cm

Largehead Hairtail (LHT)
 Indonesia – Layur
 Lokal (Prigi) – Layur
Trichurus lepturus

Siput panjang melata dari belakang kepala dengan 1331-1391 jarum siput

TUBUH PIPIH, KUAT DAN PANJANG

Max. TL 120 cm
 Com. FL 50 – 100 cm

Tille Trevally (NXT)
 Indonesia – Kwas
 Lokal (Prigi) – Coiba
Caranx tille

BADAN MEMANGANG SEDIKIT MEMPIH

Warna badan bagian atas biru, kebiruan menyala oklat muda

Sisi bawah putih atau kebiruan dengan bintik oklat kemerahan pada sisi sisi

Siput dada dengan riasan 100 titik

Max. TL 70 cm

Golden Snapper (LJH)
 Indonesia – Kalay Fuaning
 Lokal (Prigi) – Fakoh
Lutjanus johnil

BADAN MEMANGANG DAN MERIPAR

Berdak hitam kebiruan menyala di punggung terutama di atas garis sisi

Sisi bawah putih atau kebiruan dengan bintik oklat kemerahan pada sisi sisi

Siput dorsal dan ekor kebiruan dengan ujung kemerahan

Max. TL 70 cm

Barramundi (GIP)
 Indonesia – Kalay Putih
 Lokal (Prigi) – Senggorojo
Lates calcaifer

BADAN BOLONG DAN MEMPIH

Jari besar siput punggung berjumlah 7-9

Siput dada pendek dan membulat

Siput ekor membulat

Mata besar, kedip-kedip

Max. TL 110 cm

Orangefin phonyfish (LCV)
 Indonesia – Bepoh
 Lokal (Prigi) – Fakoh
Leiognathus bindus

TUBUH PIPIH

Bagian atas awal siput punggung ada kemalaran

Tulang hitam siput punggung kebiruan

Max. TL 11 cm

Bluefin Trevally (NXM)
 Indonesia – Kwas
 Lokal (Prigi) – Blencang / Wadam
Caranx melampyris

Warna badan atas biru kehijauan

Sintak gelap pada punggung dan ke-tua sisi

Tilik hitam kecil pada tepi atas operkulum

Warna badan bawah kebiruan

BADAN BOLONG SANGAT PIPIH

Ujung siput punggung dan siput dorsal berwarna putih

Max. TL 80 cm

Bigeye Trevally (CXS)
 Indonesia – Kwas
 Lokal (Prigi) – Blencang
Caranx sexfasciatus

Badan bagian atas biru-kebiruan menyala

Tilik hitam kecil pada tepi atas operkulum

Ujung siput punggung dan siput dorsal berwarna putih

Max. TL 78 cm

Toothphony

In donesia - Peperak Bondolan
Lokal (Prigi) - Petak

GZM

GaZZa minuta

BADAN LONJONG, CEPENG



Max. FL. 14 cm


Purplespot Bigeye

In donesia - Ikan ggi
Lokal (Prigi) - Empok Adu

PQY

Priacanthus tomentosus

BADAN KEPERAKAN



Max. FL. 33 cm

Red Bigeye

In donesia - Seridang tembalan
Lokal (Prigi) - Empok Adu

BIR

Priacanthus macracanthus



Max. FL. 33 cm

Grey Large Eye Bream

In donesia - Gulam ah
Lokal (Prigi) - Gulam ah

GMR

Gymnocranius griseus

TUBUH KEPERAKAN



Max. FL. 35 cm

Whipfin phonyfish

In donesia - Peperak
Lokal (Prigi) - Petak Emak

LCZ

Leiognathus leuciscus




Max. FL. 35 cm

Common phonyfish

In donesia - Peperak
Lokal (Prigi) - Petak adak

LGE

Leiognathus equulus



Max. FL. 24 cm

